



# SZABO SCANDIC

Part of Europa Biosite

## Produktinformation



Forschungsprodukte & Biochemikalien



Zellkultur & Verbrauchsmaterial



Diagnostik & molekulare Diagnostik



Laborgeräte & Service

Weitere Information auf den folgenden Seiten!  
See the following pages for more information!



### Lieferung & Zahlungsart

siehe unsere [Liefer- und Versandbedingungen](#)

### Zuschläge

- Mindermengenzuschlag
- Trockeneiszuschlag
- Gefahrgutzuschlag
- Expressversand

### SZABO-SCANDIC HandelsgmbH

Quellenstraße 110, A-1100 Wien

T. +43(0)1 489 3961-0

F. +43(0)1 489 3961-7

[mail@szabo-scandic.com](mailto:mail@szabo-scandic.com)

[www.szabo-scandic.com](http://www.szabo-scandic.com)

[linkedin.com/company/szaboscandic](https://www.linkedin.com/company/szaboscandic) 

## BLK monoclonal antibody (M01), clone 3E5-3A8

Catalog # : H00000640-M01

規格 : [ 100 ug ]

[List All](#)

### Specification

**Product Description:** Mouse monoclonal antibody raised against a full length recombinant BLK.

**Immunogen:** BLK (AAH07371, 1 a.a. ~ 505 a.a) full-length recombinant protein with GST tag. MW of the GST tag alone is 26 KDa.

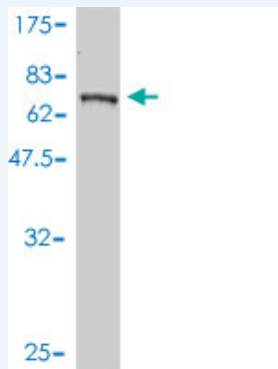
**Sequence:**  
 MGLVSSKKPDKEKPIKEKDKGQWSPLKVSQAQDKDAPPLPPLVFNHLP  
 PPPDEHLDEDKHFVVALYDYTAMNDRDLQMLKGEKLQVLKGTGDWWL  
 ARSLVTGREGYVPSNFVARVESLEMERWFFRSQGRKEAERQLLAPINKA  
 GSFLIRESETNKGAFSLSVKDVTTQGELIKHYKIRCLDEGGYYISPRITFPS  
 LQALVQHYSKKGDLGCQRLTLPVVRPAPQNPWAQDEWEIPRQSLRLVR  
 KLGSGQFGEVWMGYKNNMKVAIKTLKEGTMSPEAFLGEANVMKALQH  
 ERLVRLYAVVTKEPIYVTEYMARGCLLDLFLKTDEGSRLSLPRLIDMSAQI  
 AEGMAYIERMNSIHRDLRAANILVSEALCCKIADFGLARIIDSEYTAQEGAK  
 FPIKWTAPEAIHFGVFTIKADVWSFGVLLMEVVTYGRVPYPGMSNPEVIR  
 NLERGYRMPRPDTCPELYRGVIAECWRSRPEERPTFEFLQSVLEDFYT  
 ATERQYELQP

**Host:** Mouse

**Reactivity:** Human

**Isotype:** IgG1 kappa

**Quality Control Testing:** Antibody Reactive Against Recombinant Protein.



Western Blot detection against Immunogen (81.29 KDa) .

**Storage Buffer:** In 1x PBS, pH 7.4

**Storage Instruction:** Store at -20°C or lower. Aliquot to avoid repeated freezing and thawing.

**MSDS:** [Download](#)


**Datasheet:** [Download](#)

### Applications

Western Blot (Cell lysate)

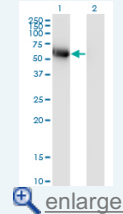
### Application Image

Western Blot (Cell lysate)



[enlarge](#)

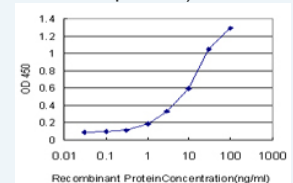
Western Blot (Transfected lysate)



[enlarge](#)


Western Blot (Recombinant protein)

Sandwich ELISA (Recombinant protein)



[enlarge](#)


ELISA



BLK monoclonal antibody (M01), clone 3E5-3A8. Western Blot analysis of BLK expression in A-431.

[Protocol Download](#)

#### Western Blot (Transfected lysate)



Western Blot analysis of BLK expression in transfected 293T cell line by BLK monoclonal antibody (M01), clone 3E5-3A8.

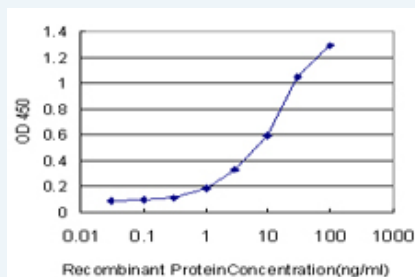
Lane 1: BLK transfected lysate(57.7 KDa).  
Lane 2: Non-transfected lysate.

[Protocol Download](#)

#### Western Blot (Recombinant protein)

[Protocol Download](#)

#### Sandwich ELISA (Recombinant protein)



Detection limit for recombinant GST tagged BLK is approximately 1 ng/ml as a capture antibody.

[Protocol Download](#)

#### ELISA

#### Gene Information

Entrez GeneID: [640](#)

GeneBank [BC007371](#)  
Accession#:

Protein [AAH07371](#)  
Accession#:

**Gene Name:** BLK

**Gene Alias:** MGC10442

**Gene Description:** B lymphoid tyrosine kinase

**Omim ID:** [191305](#)

**Gene Ontology:** [Hyperlink](#)

**Other Designations:** BLK nonreceptor tyrosine kinase

#### **Related Disease**

[Antiphospholipid Syndrome](#) [Arthritis, Rheumatoid](#) [Genetic Predisposition to Disease](#)  
[Giant Cell Arteritis](#) [Lupus Erythematosus, Systemic](#) [Scleroderma, Systemic](#)

[服務條款](#) | [隱私權政策](#) | [著作及商標](#) | [網站地圖](#)

©2016 亞諾法生技股份有限公司 Abnova Corporation. 版權所有.