



SZABO SCANDIC

Part of Europa Biosite

Produktinformation



Forschungsprodukte & Biochemikalien



Zellkultur & Verbrauchsmaterial



Diagnostik & molekulare Diagnostik



Laborgeräte & Service

Weitere Information auf den folgenden Seiten!
See the following pages for more information!



Lieferung & Zahlungsart

siehe unsere [Liefer- und Versandbedingungen](#)

Zuschläge

- Mindermengenzuschlag
- Trockeneiszuschlag
- Gefahrgutzuschlag
- Expressversand

SZABO-SCANDIC HandelsgmbH

Quellenstraße 110, A-1100 Wien

T. +43(0)1 489 3961-0

F. +43(0)1 489 3961-7

mail@szabo-scandic.com

www.szabo-scandic.com

[linkedin.com/company/szaboscandic](https://www.linkedin.com/company/szaboscandic) 

BLMH polyclonal antibody (A01)

Catalog # : H00000642-A01

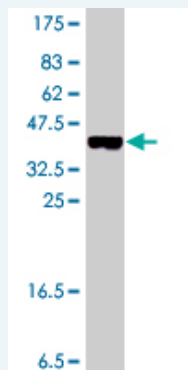
規格 : [50 uL]

[List All](#)

Specification

Product Description:	Mouse polyclonal antibody raised against a partial recombinant BLMH.
Immunogen:	BLMH (NP_000377, 356 a.a. ~ 454 a.a) partial recombinant protein with GST tag.
Sequence:	NMNKAERLTFGESLMTHAMTFTAVSEKDDQDGAFTKWRVENSWGEDH GHKGYLCMTDEWFSEYVYEVVDRKHVPPEVLAVLEQEPILPAWDPMG ALA
Host:	Mouse
Reactivity:	Human

Quality Control Testing: Antibody Reactive Against Recombinant Protein.



Western Blot detection against Immunogen (37 KDa) .

Storage Buffer: 50 % glycerol

Storage Instruction: Store at -20°C or lower. Aliquot to avoid repeated freezing and thawing.

MSDS: [Download](#)

Datasheet: [Download](#)

Publication Reference


- [Novel regulatory role for Kaposi's sarcoma-associated herpesvirus-encoded vFLIP in chemosensitization to bleomycin.](#)
Masuda Y, Noguchi K, Segawa H, Tanaka N, Katayama K, Mitsuhashi J, Sugimoto Y. *Biochem Biophys Res Commun.* 2011 Oct 21.
- [Paradoxical function for the receptor for advanced glycation end products in mouse models of pulmonary fibrosis.](#)
Englert JM, Kliment CR, Ramsgaard L, Milutinovic PS, Crum L, Tobolewski JM, Oury TD. *Int J Clin Exp Pathol.* 2011 Mar 31;4(3):241-54. Epub 2011 Mar 21.

Applications

Western Blot (Cell lysate)

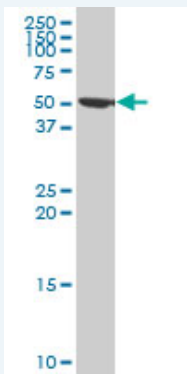
Application Image

Western Blot (Cell lysate)



Western Blot (Recombinant protein)

ELISA



BLMH polyclonal antibody (A01), Lot # 060111JC01 Western Blot analysis of BLMH expression in 293 (Cat # L026V1).

 [Protocol Download](#)

Western Blot (Recombinant protein)

 [Protocol Download](#)

ELISA

Gene Information

Entrez GeneID: [642](#)

GeneBank Accession#: [NM_000386](#)

Protein Accession#: [NP_000377](#)

Gene Name: BLMH

Gene Alias: BH,BMH

Gene Description: bleomycin hydrolase

Omim ID: [104300](#), [602403](#)

Gene Ontology: [Hyperlink](#)

Gene Summary: Bleomycin hydrolase (BMH) is a cytoplasmic cysteine peptidase that is highly conserved through evolution; however, the only known activity of the enzyme is metabolic inactivation of the glycopeptide bleomycin (BLM), an essential component of combination chemotherapy regimens for cancer. The protein contains the signature active site residues of the cysteine protease papain superfamily. [provided by RefSeq]

Other Designations: -

Related Disease

[Alzheimer Disease](#) [Alzheimer disease](#) [Cardiovascular Diseases](#) [Chromosome Aberrations](#) [Diabetes Complications](#) [Genetic Predisposition to Disease](#) [Metabolic Syndrome X](#) [Micronuclei](#) [Chromosome-Defective Neoplasms](#) [Neoplasms, Germ Cell and Embryonal](#) [Osteoporosis](#) [Pneumonia](#) [Pulmonary Fibrosis](#) [Testicular Neoplasms](#)