



# SZABO SCANDIC

Part of Europa Biosite

## Produktinformation



Forschungsprodukte & Biochemikalien



Zellkultur & Verbrauchsmaterial



Diagnostik & molekulare Diagnostik



Laborgeräte & Service

Weitere Information auf den folgenden Seiten!  
See the following pages for more information!



### Lieferung & Zahlungsart

siehe unsere [Liefer- und Versandbedingungen](#)

### Zuschläge

- Mindermengenzuschlag
- Trockeneiszuschlag
- Gefahrgutzuschlag
- Expressversand

### SZABO-SCANDIC HandelsgmbH

Quellenstraße 110, A-1100 Wien

T. +43(0)1 489 3961-0

F. +43(0)1 489 3961-7

[mail@szabo-scandic.com](mailto:mail@szabo-scandic.com)

[www.szabo-scandic.com](http://www.szabo-scandic.com)

[linkedin.com/company/szaboscandic](https://www.linkedin.com/company/szaboscandic) 

## BLVRA purified MaxPab rabbit polyclonal antibody (D01P) MaxPab®

Catalog # : H00000644-D01P

規格 : [ 100 ug ]

[List All](#)

### Specification

**Product Description:** Rabbit polyclonal antibody raised against a full-length human BLVRA protein.

**Immunogen:** BLVRA (NP\_000703.2, 1 a.a. ~ 296 a.a) full-length human protein.

**Sequence:**  
 MNAEPERKFGVVVGVGRAGSVRMRDLRNPSSAFLNLIGFVSRREL  
 GSDGVQQISLEDALSSQEVEVAYICSESSSHEDYIRQFLNAGKHVLEYP  
 MTLSLAAAQELWELAEQKQKVLHEEHVELLMEEFAFLKKEVVGKDLLKG  
 SLLFTAGPLEEERFGFPAFSGISRLTWLVSLFGELSLVSATLEERKEDQY  
 MKMTVCLETEKKSPLSWIEEKGPGLKRNYLSFHFKSGSLENVPMVGVN  
 KNIFLKDQNIQVQKLLGQFSEKELAAEKKRILHCLGLAEEIQKYCCSRK

**Host:** Rabbit

**Reactivity:** Human

**Quality Control Testing:** Antibody reactive against mammalian transfected lysate.

**Storage Buffer:** In 1x PBS, pH 7.4

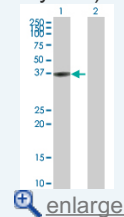
**Storage Instruction:** Store at -20°C or lower. Aliquot to avoid repeated freezing and thawing.


**MSDS:**  [Download](#)

**Datasheet:**  [Download](#)

### Application Image

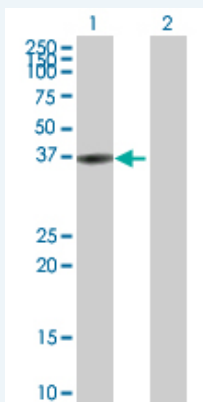
Western Blot (Transfected lysate)



 [enlarge](#)

### Applications


Western Blot (Transfected lysate)



Western Blot analysis of BLVRA expression in transfected 293T cell line ([H00000644-T01](#)) by BLVRA MaxPab polyclonal antibody.

Lane 1: BLVRA transfected lysate(33.40 KDa).

Lane 2: Non-transfected lysate.

 [Protocol Download](#)

### Gene Information

Entrez GeneID: [644](#)

GeneBank  
Accession#: [NM\\_000712.3](#)

Protein  
Accession#: [NP\\_000703.2](#)

Gene Name: BLVRA

Gene Alias: BLVR,BVR,BVRA

Gene  
Description: biliverdin reductase A

Omim ID: [109750](#)

Gene Ontology: [Hyperlink](#)

Gene Summary: Biliverdin reductases, such as BLVRA (EC 1.3.1.24), catalyze the conversion of biliverdin to bilirubin in the presence of NADPH or NADH (Komuro et al., 1996 [PubMed 8950184]).[supplied by OMIM]

Other  
Designations: -

#### Gene Pathway

[Porphyrin and chlorophyll metabolism](#)

#### Related Disease

[Coronary Artery Disease](#) [Genetic Predisposition to Disease](#)

[服務條款](#) | [隱私權政策](#) | [著作及商標](#) | [網站地圖](#)

©2016 亞諾法生技股份有限公司 Abnova Corporation. 版權所有.