



SZABO SCANDIC

Part of Europa Biosite

Produktinformation



Forschungsprodukte & Biochemikalien



Zellkultur & Verbrauchsmaterial



Diagnostik & molekulare Diagnostik



Laborgeräte & Service

Weitere Information auf den folgenden Seiten!
See the following pages for more information!



Lieferung & Zahlungsart

siehe unsere [Liefer- und Versandbedingungen](#)

Zuschläge

- Mindermengenzuschlag
- Trockeneiszuschlag
- Gefahrgutzuschlag
- Expressversand

SZABO-SCANDIC HandelsgmbH

Quellenstraße 110, A-1100 Wien

T. +43(0)1 489 3961-0

F. +43(0)1 489 3961-7

mail@szabo-scandic.com

www.szabo-scandic.com

[linkedin.com/company/szaboscandic](https://www.linkedin.com/company/szaboscandic) 

BMP2 purified MaxPab mouse polyclonal antibody (B01P) MaxPab®

Catalog # : H00000650-B01P

規格 : [50 ug]

[List All](#)

Specification

Product Description: Mouse polyclonal antibody raised against a full-length human BMP2 protein.

Immunogen: BMP2 (AAI48690.1, 1 a.a. ~ 396 a.a) full-length human protein.

Sequence:
 MVAGTRCLLALLLPQVLLGGAAGLVPELGRRKFAAASSGRPSSQPSDE
 VLSEFELRLLSMFGLKQRPTPSRDAVPPYMLDLYRRHSGQPGSPAPD
 HRLERAASRANTVRSFHHEESLEELPETSQKTRRRFFNLSSIPTEEFITS
 AELQVFREMQDALGNSSFHHRINYEIIKPATANSKFPVTRLLDTRLVN
 QNASRWESFDVTPAVMRWTAQGHANHGFFVEVAHLEEKQGVSKRHVRI
 SRSLHQDEHSWSQIRPLLVTFGHDGKGHPLHKREKRQAKHKQRKRLKS
 SCKRHPLYVDFSDVGWNDWIVAPPGYHAFYCHGECPPFLADHLNSTNHA
 IVQTLVNSVNSKIPKACCVPTELSAISMLYLDENEKVV LKNYQDMVVEGCG
 CR

Host: Mouse

Reactivity: Human

Quality Control Testing: Antibody reactive against mammalian transfected lysate.

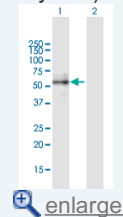
Storage Buffer: In 1x PBS, pH 7.4


Storage Instruction: Store at -20°C or lower. Aliquot to avoid repeated freezing and thawing.

Datasheet:  [Download](#)

Application Image

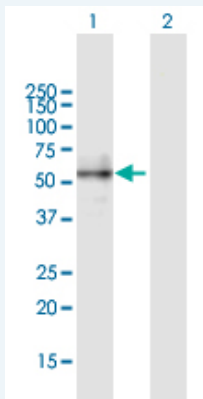
Western Blot (Transfected lysate)



 [enlarge](#)

Applications


Western Blot (Transfected lysate)



Western Blot analysis of BMP2 expression in transfected 293T cell line (H00000650-T01) by BMP2 MaxPab polyclonal antibody.

Lane 1: BMP2 transfected lysate(43.56 KDa).

Lane 2: Non-transfected lysate.

 [Protocol Download](#)

Gene Information

Entrez GeneID: [650](#)

GeneBank
Accession#: [BC148689](#)

Protein
Accession#: [AAI48690.1](#)

Gene Name: BMP2

Gene Alias: BMP2A

Gene
Description: bone morphogenetic protein 2

Omim ID: [112261](#), [235200](#)

Gene Ontology: [Hyperlink](#)

Gene Summary: The protein encoded by this gene belongs to the transforming growth factor-beta (TGFB) superfamily. The encoded protein acts as a disulfide-linked homodimer and induces bone and cartilage formation. [provided by RefSeq]

Other
Designations: OTTHUMP00000030228

Gene Pathway

[Basal cell carcinoma](#) [Cytokine-cytokine receptor interaction](#) [Hedgehog signaling pathway](#)
[Pathways in cancer](#) [TGF-beta signaling pathway](#)

Related Disease

[Abortion](#), [Spontaneous](#) [Asthma](#) [Calcinosis](#) [Cardiovascular Diseases](#) [Cleft Lip](#) [Cleft Palate](#)
[Colorectal Neoplasms](#) [Diabetes Mellitus, Type 1](#) [Diabetes Mellitus, Type 2](#)
[Diabetic Nephropathies](#) [Disease Progression](#) [Edema](#) [Genetic Predisposition to Disease](#)
[Hemochromatosis](#) [Hyperparathyroidism](#), [Secondary](#) [Kidney Failure](#), [Chronic](#) [Narcolepsy](#)
[Obesity](#) [Ossification of Posterior Longitudinal Ligament](#)

... see more

[服務條款](#) | [隱私權政策](#) | [著作及商標](#) | [網站地圖](#)

©2016 亞諾法生技股份有限公司 Abnova Corporation. 版權所有.