



# SZABO SCANDIC

Part of Europa Biosite

## Produktinformation



Forschungsprodukte & Biochemikalien



Zellkultur & Verbrauchsmaterial



Diagnostik & molekulare Diagnostik



Laborgeräte & Service

Weitere Information auf den folgenden Seiten!  
See the following pages for more information!



### Lieferung & Zahlungsart

siehe unsere [Liefer- und Versandbedingungen](#)

### Zuschläge

- Mindermengenzuschlag
- Trockeneiszuschlag
- Gefahrgutzuschlag
- Expressversand

### SZABO-SCANDIC HandelsgmbH

Quellenstraße 110, A-1100 Wien

T. +43(0)1 489 3961-0

F. +43(0)1 489 3961-7

[mail@szabo-scandic.com](mailto:mail@szabo-scandic.com)

[www.szabo-scandic.com](http://www.szabo-scandic.com)

[linkedin.com/company/szaboscandic](https://www.linkedin.com/company/szaboscandic) 

## BMP5 monoclonal antibody (M04), clone 2A5

Catalog # : H00000653-M04

規格 : [ 100 ug ]

[List All](#)

### Specification

**Product Description:** Mouse monoclonal antibody raised against a partial recombinant BMP5.

**Immunogen:** BMP5 (NP\_066551.1, 341 a.a. ~ 440 a.a) partial recombinant protein with GST tag. MW of the GST tag alone is 26 KDa.

**Sequence:** VGDYNTSEKQKACKKHELYVSFRDLGWQDWIIAPEGYAAFYCDGECSP  
PLNAHMNATNHAIVQTLVHLMFPDHPKPCCAPTKLNAISVLYFDDSSNVI  
L

**Host:** Mouse

**Reactivity:** Human

**Isotype:** IgG2a Kappa

**Quality Control Testing:** Antibody Reactive Against Recombinant Protein.

**Storage Buffer:** In 1x PBS, pH 7.4

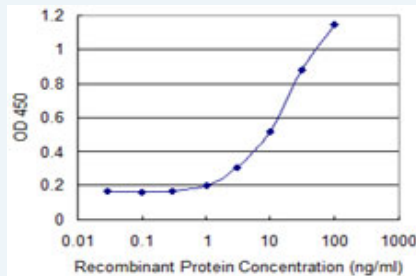
**Storage Instruction:** Store at -20°C or lower. Aliquot to avoid repeated freezing and thawing.

**MSDS:**  [Download](#)


**Datasheet:**  [Download](#)

### Applications

#### Sandwich ELISA (Recombinant protein)



Detection limit for recombinant GST tagged BMP5 is 0.3 ng/ml as a capture antibody.

 [Protocol Download](#)

### ELISA

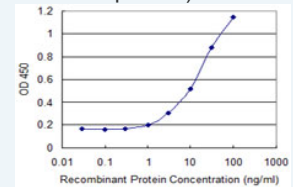
### Gene Information


**Entrez GeneID:** [653](#)

**GeneBank Accession#:** [NM\\_021073.1](#)

### Application Image

Sandwich ELISA (Recombinant protein)



 [enlarge](#)

ELISA

**Protein Accession#:** [NP\\_066551.1](#)

**Gene Name:** BMP5

**Gene Alias:** MGC34244

**Gene Description:** bone morphogenetic protein 5

**Omim ID:** [112265](#)

**Gene Ontology:** [Hyperlink](#)

**Gene Summary:** This gene encodes a member of the bone morphogenetic protein family which is part of the transforming growth factor-beta superfamily. The superfamily includes large families of growth and differentiation factors. Bone morphogenetic proteins were originally identified by an ability of demineralized bone extract to induce endochondral osteogenesis in vivo in an extraskeletal site. These proteins are synthesized as prepropeptides, cleaved, and then processed into dimeric proteins. This protein may act as an important signaling molecule within the trabecular meshwork and optic nerve head, and may play a potential role in glaucoma pathogenesis. This gene is differentially regulated during the formation of various tumors. [provided by RefSeq]

**Other Designations:** OTTHUMP00000016650

#### Gene Pathway

[Cytokine-cytokine receptor interaction](#) [Hedgehog signaling pathway](#)  
[TGF-beta signaling pathway](#)

#### Related Disease

[Congenital Abnormalities](#) [Genetic Predisposition to Disease](#) [Obesity](#) [Osteoarthritis](#), [Hip Ovarian Failure](#), [Premature Puberty](#), [Polycystic Ovary Syndrome](#) [Puberty](#), [Delayed Puberty](#), [Precocious Puberty](#), [Thrombophilia](#) [Tobacco Use Disorder](#)