



SZABO SCANDIC

Part of Europa Biosite

Produktinformation



Forschungsprodukte & Biochemikalien



Zellkultur & Verbrauchsmaterial



Diagnostik & molekulare Diagnostik



Laborgeräte & Service

Weitere Information auf den folgenden Seiten!
See the following pages for more information!



Lieferung & Zahlungsart

siehe unsere [Liefer- und Versandbedingungen](#)

Zuschläge

- Mindermengenzuschlag
- Trockeneiszuschlag
- Gefahrgutzuschlag
- Expressversand

SZABO-SCANDIC HandelsgmbH

Quellenstraße 110, A-1100 Wien

T. +43(0)1 489 3961-0

F. +43(0)1 489 3961-7

mail@szabo-scandic.com

www.szabo-scandic.com

[linkedin.com/company/szaboscandic](https://www.linkedin.com/company/szaboscandic) 

BMP7 MaxPab mouse polyclonal antibody (B01) MaxPab®

Catalog # : H00000655-B01

規格 : [50 uL]

[List All](#)

Specification

Product Description: Mouse polyclonal antibody raised against a full-length human BMP7 protein.

Immunogen: BMP7 (AAH04248, 1 a.a. ~ 412 a.a) full-length human protein.

Sequence:
 MHVRSRLAAAPHSFVALWAPLFLLRSALADFLDNEVHSSFIHRRLRSQE
 RREMQREILSILGLPHRPRPHLQGKHNSAPMFMLDLYNAMAVEEGGPG
 GQGFSYPYKAVFSTQGPPLASLQDSHFLTDADMVMSFVNLVEHDKEFF
 HPRYHHREFRFDLSKIPEGEAVTAAEFRIYKDYIRERFDNETFRISVYQVL
 QEHLGRESDFLLDSRTLWASEEGWLVFDITATSNHWVVPNRHNLGLQL
 SVETLDGQSINPKLAGLIGRHGPQNKQPFMVAFKATEVHFRSIRSTGSK
 QRSQNRSKTPKNQEALRMANVAENSSSDQRQACKKHELTVSFRDLGW
 QDWIIAPEGYAAYYCEGECAPFLNSYMNATNHAIVQTLVGVTPSWGWT
 WAGQAVGPPDPAASKLGPE

Host: Mouse

Reactivity: Human

Quality Control Testing: Antibody reactive against mammalian transfected lysate.

Storage Buffer: No additive

Storage Instruction: Store at -20°C or lower. Aliquot to avoid repeated freezing and thawing.

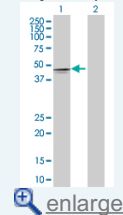
Note: For IHC and IF applications, antibody purification with Protein A will be needed prior to use.

MSDS: [Download](#)

Datasheet: [Download](#)

Application Image

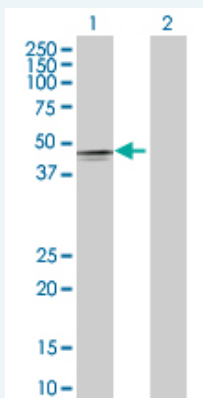
Western Blot (Transfected lysate)



[enlarge](#)


Applications

Western Blot (Transfected lysate)



Western Blot analysis of BMP7 expression in transfected 293T cell line (H00000655-T01) by BMP7 MaxPab polyclonal antibody.

Lane 1: BMP7 transfected lysate(45.32 KDa).
Lane 2: Non-transfected lysate.

 [Protocol Download](#)

Gene Information

Entrez GeneID: [655](#)

**GeneBank
Accession#:** [BC004248](#)

**Protein
Accession#:** [AAH04248](#)

Gene Name: BMP7

Gene Alias: OP-1

**Gene
Description:** bone morphogenetic protein 7

Omim ID: [112267](#)

Gene Ontology: [Hyperlink](#)

Gene Summary: The bone morphogenetic proteins (BMPs) are a family of secreted signaling molecules that can induce ectopic bone growth. Many BMPs are part of the transforming growth factor-beta (TGFB) superfamily. BMPs were originally identified by an ability of demineralized bone extract to induce endochondral osteogenesis in vivo in an extraskelatal site. Based on its expression early in embryogenesis, the BMP encoded by this gene has a proposed role in early development and possible bone inductive activity. [provided by RefSeq]

**Other
Designations:** OTTHUMP00000031357,osteogenic protein 1

Gene Pathway

[Cytokine-cytokine receptor interaction](#) [Hedgehog signaling pathway](#)
[TGF-beta signaling pathway](#)

Related Disease

[Alzheimer Disease](#) [Alzheimer disease](#) [Calcinosis](#) [Cardiovascular Diseases](#) [Cleft Lip](#)
[Cleft Palate](#) [Depressive Disorder, Major](#) [Diabetes Complications](#) [Diabetes Mellitus, Type 1](#)
[Diabetes Mellitus, Type 2](#) [Diabetic Nephropathies](#) [Edema](#)
[Genetic Predisposition to Disease](#) [Hyperparathyroidism](#) [Secondary Hypospadias](#)
[Kidney Failure, Chronic](#) [Metabolic Syndrome X](#) [Narcolepsy](#) [Neoplasms](#)

... see more

[服務條款](#) | [隱私權政策](#) | [著作及商標](#) | [網站地圖](#)

©2016 亞諾法生技股份有限公司 Abnova Corporation. 版權所有.