



SZABO SCANDIC

Part of Europa Biosite

Produktinformation



Forschungsprodukte & Biochemikalien



Zellkultur & Verbrauchsmaterial



Diagnostik & molekulare Diagnostik



Laborgeräte & Service

Weitere Information auf den folgenden Seiten!
See the following pages for more information!



Lieferung & Zahlungsart

siehe unsere [Liefer- und Versandbedingungen](#)

Zuschläge

- Mindermengenzuschlag
- Trockeneiszuschlag
- Gefahrgutzuschlag
- Expressversand

SZABO-SCANDIC HandelsgmbH

Quellenstraße 110, A-1100 Wien

T. +43(0)1 489 3961-0

F. +43(0)1 489 3961-7

mail@szabo-scandic.com

www.szabo-scandic.com

[linkedin.com/company/szaboscandic](https://www.linkedin.com/company/szaboscandic) 

BMP7 monoclonal antibody (M04), clone 2D6

Catalog # : H00000655-M04

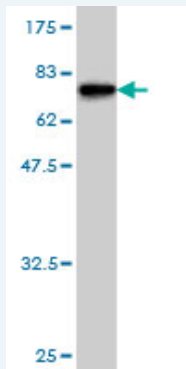
規格 : [100 ug]

[List All](#)

Specification

Product Description:	Mouse monoclonal antibody raised against a full length recombinant BMP7.
Immunogen:	BMP7 (AAH08584, 1 a.a. ~ 431 a.a) full-length recombinant protein with GST tag. MW of the GST tag alone is 26 KDa.
Sequence:	MHVRSLRAAAPHSFVALWAPLFLLRSLADFLSDNEVHSSFHRRRLRSQE RREMQREILSILGLPHRPRPHLQGKHNSAPMFMLDLYNAMAVEEGGPG GQGFSYPKAVFSTQGPPLASLQDSHFLTDADMVMSFVNLVEHDKEFF HPRYHHREFRFDLSKIPEGEAVTAAEFRIYKDYIRERFDNETFRISVYQVL QEHLGRESDFLLDSRTLWASEEGWLVDITATSNHVVNPRHNLGLQL SVETLDGQSINPKLAGLIGRHGPQNKQPFMVAFFKATEVHFERSIRSTGSK QRSQNRSKTPKNQEALRMANVAENSSDQRQACKKHELIVSFRDLGW QDWIIAPEGYAAYYCEGECAPFLNSYMNATNHAIVQTLVHFINPETVPKPC CAPTQLNAISVLYFDDSSNVILKKYRNMVVRACGCH
Host:	Mouse
Reactivity:	Human
Isotype:	IgG2b Kappa

Quality Control Testing: Antibody Reactive Against Recombinant Protein.



Western Blot detection against Immunogen (73.15 KDa) .

Storage Buffer: In 1x PBS, pH 7.4

Storage Instruction: Store at -20°C or lower. Aliquot to avoid repeated freezing and thawing.

MSDS: [Download](#)

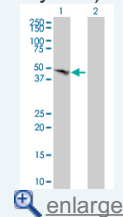
Datasheet: [Download](#)

Applications

Western Blot (Transfected lysate)

Application Image

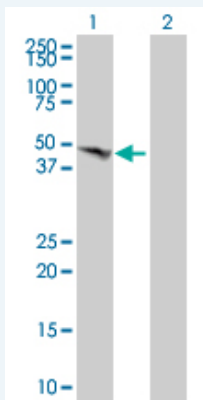
Western Blot (Transfected lysate)



[enlarge](#)

Western Blot (Recombinant protein)

ELISA




Western Blot analysis of BMP7 expression in transfected 293T cell line by BMP7 monoclonal antibody (M04), clone 2D6.

Lane 1: BMP7 transfected lysate(49.565 KDa).
Lane 2: Non-transfected lysate.

 [Protocol Download](#)

Western Blot (Recombinant protein)

 [Protocol Download](#)

ELISA

Gene Information

Entrez GeneID: [655](#)

GeneBank [BC008584](#)
Accession#:

Protein [AAH08584](#)
Accession#:

Gene Name: BMP7

Gene Alias: OP-1

Gene [bone morphogenetic protein 7](#)
Description:

Omim ID: [112267](#)

Gene Ontology: [Hyperlink](#)

Gene Summary: The bone morphogenetic proteins (BMPs) are a family of secreted signaling molecules that can induce ectopic bone growth. Many BMPs are part of the transforming growth factor-beta (TGFB) superfamily. BMPs were originally identified by an ability of demineralized bone extract to induce endochondral osteogenesis in vivo in an extraskeletal site. Based on its expression early in embryogenesis, the BMP encoded by this gene has a proposed role in early development and possible bone inductive activity. [provided by RefSeq]

Other [OTTHUMP00000031357,osteogenic protein 1](#)
Designations:

Gene Pathway

[Cytokine-cytokine receptor interaction](#) [Hedgehog signaling pathway](#)
[TGF-beta signaling pathway](#)

Related Disease

[Alzheimer Disease](#) [Alzheimer disease](#) [Calcinosis](#) [Cardiovascular Diseases](#) [Cleft Lip](#)

[Cleft Palate](#) [Depressive Disorder](#), [Major](#) [Diabetes Complications](#) [Diabetes Mellitus, Type 1](#)
[Diabetes Mellitus, Type 2](#) [Diabetic Nephropathies](#) [Edema](#)
[Genetic Predisposition to Disease](#) [Hyperparathyroidism](#), [Secondary Hypospadias](#)
[Kidney Failure](#), [Chronic Metabolic Syndrome X](#) [Narcolepsy](#) [Neoplasms](#)

... see more

[服務條款](#) | [隱私權政策](#) | [著作及商標](#) | [網站地圖](#)

©2016 亞諾法生技股份有限公司 Abnova Corporation. 版權所有.