



SZABO SCANDIC

Part of Europa Biosite

Produktinformation



Forschungsprodukte & Biochemikalien



Zellkultur & Verbrauchsmaterial



Diagnostik & molekulare Diagnostik



Laborgeräte & Service

Weitere Information auf den folgenden Seiten!
See the following pages for more information!



Lieferung & Zahlungsart

siehe unsere [Liefer- und Versandbedingungen](#)

Zuschläge

- Mindermengenzuschlag
- Trockeneiszuschlag
- Gefahrgutzuschlag
- Expressversand

SZABO-SCANDIC HandelsgmbH

Quellenstraße 110, A-1100 Wien

T. +43(0)1 489 3961-0

F. +43(0)1 489 3961-7

mail@szabo-scandic.com

www.szabo-scandic.com

[linkedin.com/company/szaboscandic](https://www.linkedin.com/company/szaboscandic) 

BMPR1B monoclonal antibody (M07), clone 2E2

Catalog # : H00000658-M07

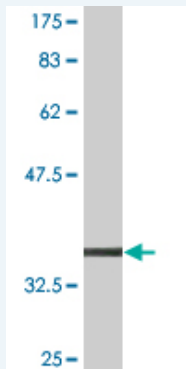
規格 : [100 ug]

[List All](#)

Specification

Product Description:	Mouse monoclonal antibody raised against a partial recombinant BMPR1B.
Immunogen:	BMPR1B (AAH47773.1, 24 a.a. ~ 127 a.a) partial recombinant protein with GST tag. MW of the GST tag alone is 26 KDa.
Sequence:	TPRPKVL RCKCHHCPEDSVNNICSTDGYCFTMIEEDDSGLPVVTSGLGLEGSDFQCRDTPIPHQRRSIECCTERNECNKDLHPTLPPLKNRDFVDGPIHHRA
Host:	Mouse
Reactivity:	Human, Mouse
Isotype:	IgG2a Kappa

Quality Control Testing: Antibody Reactive Against Recombinant Protein.



Western Blot detection against Immunogen (37.07 KDa) .

Storage Buffer: In 1x PBS, pH 7.4

Storage Instruction: Store at -20°C or lower. Aliquot to avoid repeated freezing and thawing.

MSDS: [Download](#)


Datasheet: [Download](#)

Applications


Western Blot (Cell lysate)

Application Image

Western Blot (Cell lysate)

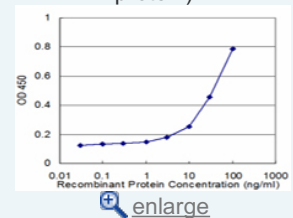


Western Blot (Cell lysate)




Western Blot (Recombinant protein)

Sandwich ELISA (Recombinant protein)



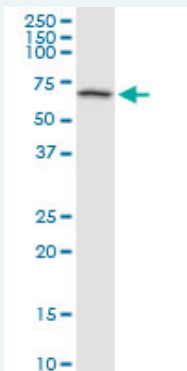
ELISA



BMPR1B monoclonal antibody (M07), clone 2E2. Western Blot analysis of BMPR1B expression in HeLa (Cat # L013V1).

[Protocol Download](#)

Western Blot (Cell lysate)



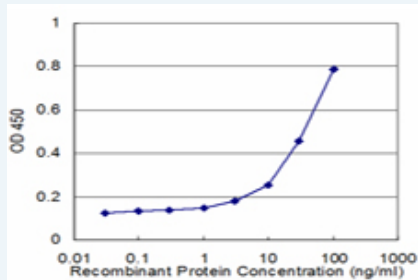
BMPR1B monoclonal antibody (M07), clone 2E2. Western Blot analysis of BMPR1B expression in NIH/3T3(Cat # L018V1).

[Protocol Download](#)

Western Blot (Recombinant protein)

[Protocol Download](#)

Sandwich ELISA (Recombinant protein)



Detection limit for recombinant GST tagged BMPR1B is approximately 3ng/ml as a capture antibody.

[Protocol Download](#)

ELISA

Gene Information

Entrez GeneID: [658](#)

GeneBank [BC047773](#)

Accession#:

Protein [AAH47773.1](#)

Accession#:

Gene Name: BMPR1B

Gene Alias: ALK-6,ALK6,CDw293

Gene bone morphogenetic protein receptor, type IB

Description:

Omim ID: [112600](#), [603248](#)

Gene Ontology: [Hyperlink](#)

Gene Summary: This gene encodes a member of the bone morphogenetic protein (BMP) receptor family of transmembrane serine/threonine kinases. The ligands of this receptor are BMPs, which are members of the TGF-beta superfamily. BMPs are involved in endochondral bone formation and embryogenesis. These proteins transduce their signals through the formation of heteromeric complexes of 2 different types of serine (threonine) kinase receptors: type I receptors of about 50-55 kD and type II receptors of about 70-80 kD. Type II receptors bind ligands in the absence of type I receptors, but they require their respective type I receptors for signaling, whereas type I receptors require their respective type II receptors for ligand binding. Mutations in this gene have been associated with primary pulmonary hypertension. [provided by RefSeq]

Other Designations: OTTHUMP00000161622,activin receptor-like kinase 6,serine/threonine receptor kinase

Gene Pathway

[Cytokine-cytokine receptor interaction](#) [TGF-beta signaling pathway](#)

Related Disease

[Adenomatous Polyposis Coli](#) [Cleft Lip](#) [Cleft Palate](#) [Colon cancer](#) [Colonic Neoplasms](#)
[Genetic Predisposition to Disease](#) [Obesity](#) [Ovarian Failure, Premature](#)
[Polycystic Ovary Syndrome](#) [Puberty, Delayed](#) [Puberty, Precocious](#) [Thrombophilia](#)
[Tobacco Use Disorder](#)