



SZABO SCANDIC

Part of Europa Biosite

Produktinformation



Forschungsprodukte & Biochemikalien



Zellkultur & Verbrauchsmaterial



Diagnostik & molekulare Diagnostik



Laborgeräte & Service

Weitere Information auf den folgenden Seiten!
See the following pages for more information!



Lieferung & Zahlungsart

siehe unsere [Liefer- und Versandbedingungen](#)

Zuschläge

- Mindermengenzuschlag
- Trockeneiszuschlag
- Gefahrgutzuschlag
- Expressversand

SZABO-SCANDIC HandelsgmbH

Quellenstraße 110, A-1100 Wien

T. +43(0)1 489 3961-0

F. +43(0)1 489 3961-7

mail@szabo-scandic.com

www.szabo-scandic.com

[linkedin.com/company/szaboscandic](https://www.linkedin.com/company/szaboscandic) 

BMX monoclonal antibody (M01), clone 3G3

Catalog # : H00000660-M01

規格 : [100 ug]

[List All](#)

Specification

Product Description: Mouse monoclonal antibody raised against a partial recombinant BMX.

Immunogen: BMX (AAH16652, 150 a.a. ~ 280 a.a) partial recombinant protein with GST tag. MW of the GST tag alone is 26 KDa.

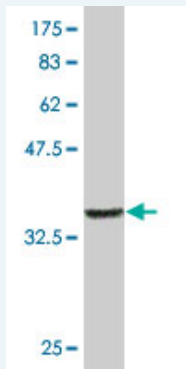
Sequence: ANLHTAVNEEKHRVPTFPDRVLKIPRAVPVLKMDAPSSSTTLAQYDNESK
KNYGSQPPSSSTSLAQYDSNSKKIYGSQPNFNMQYIPREDFPDWWQVR
KLKSSSSSEDVASSNQKERNVNHHTTSKISWEFP

Host: Mouse

Reactivity: Human

Isotype: IgG2b Kappa

Quality Control Testing: Antibody Reactive Against Recombinant Protein.



Western Blot detection against Immunogen (40.15 KDa) .

Storage Buffer: In 1x PBS, pH 7.4

Storage Instruction: Store at -20°C or lower. Aliquot to avoid repeated freezing and thawing.

MSDS: [Download](#)


Datasheet: [Download](#)

Applications

Western Blot (Transfected lysate)

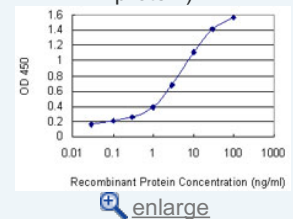
Application Image

Western Blot (Transfected lysate)

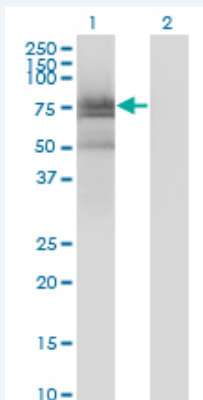


Western Blot (Recombinant protein)

Sandwich ELISA (Recombinant protein)



ELISA



Western Blot analysis of BMX expression in transfected 293T cell line by BMX monoclonal antibody (M01), clone 3G3.

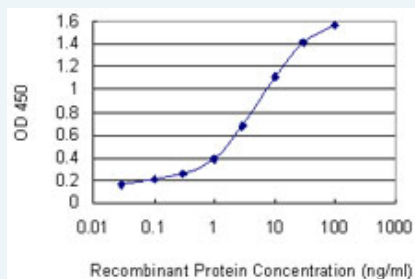
Lane 1: BMX transfected lysate (Predicted MW: 78.011 KDa).
Lane 2: Non-transfected lysate.

[Protocol Download](#)

Western Blot (Recombinant protein)

[Protocol Download](#)

Sandwich ELISA (Recombinant protein)



Detection limit for recombinant GST tagged BMX is 0.03 ng/ml as a capture antibody.

[Protocol Download](#)

ELISA

Gene Information

Entrez GeneID: [660](#)

GeneBank [BC016652](#)

Accession#:

Protein [AAH16652](#)

Accession#:

Gene Name: BMX

Gene Alias: ETK,PSCTK2,PSCTK3

Gene Description: BMX non-receptor tyrosine kinase

Description:

Omim ID: [300101](#)

Gene Ontology: [Hyperlink](#)

Gene Summary: This gene encodes a non-receptor tyrosine kinase belonging to the Tec kinase family. The protein contains a PH-like domain, which mediates membrane targeting by binding to phosphatidylinositol 3,4,5-triphosphate (PIP3), and a SH2 domain that binds to tyrosine-phosphorylated proteins and functions in signal transduction. The protein is implicated in several signal transduction pathways including

the Stat pathway, and regulates differentiation and tumorigenicity of several types of cancer cells. Multiple alternatively spliced variants, encoding the same protein, have been identified

Other Designations: OTTHUMP00000022964,OTTHUMP00000022965,OTTHUMP00000022966

Related Disease

[HIV Infections](#) [Lymphoproliferative Disorders](#) [Myelodysplastic Syndromes](#)

[服務條款](#) | [隱私權政策](#) | [著作及商標](#) | [網站地圖](#)

©2016 亞諾法生技股份有限公司 Abnova Corporation. 版權所有.