



SZABO SCANDIC

Part of Europa Biosite

Produktinformation



Forschungsprodukte & Biochemikalien



Zellkultur & Verbrauchsmaterial



Diagnostik & molekulare Diagnostik



Laborgeräte & Service

Weitere Information auf den folgenden Seiten!
See the following pages for more information!



Lieferung & Zahlungsart

siehe unsere [Liefer- und Versandbedingungen](#)

Zuschläge

- Mindermengenzuschlag
- Trockeneiszuschlag
- Gefahrgutzuschlag
- Expressversand

SZABO-SCANDIC HandelsgmbH

Quellenstraße 110, A-1100 Wien

T. +43(0)1 489 3961-0

F. +43(0)1 489 3961-7

mail@szabo-scandic.com

www.szabo-scandic.com

[linkedin.com/company/szaboscandic](https://www.linkedin.com/company/szaboscandic) 

POLR3D purified MaxPab mouse polyclonal antibody (B01P) MaxPab®

Catalog # : H00000661-B01P

規格 : [50 ug]

[List All](#)

Specification

Product Description: Mouse polyclonal antibody raised against a full-length human POLR3D protein.

Immunogen: POLR3D (NP_001713.2, 1 a.a. ~ 398 a.a) full-length human protein.

Sequence:
 MSEGNAAGEPSTPGGPRPLL TGARGLIGRRPAPPLTPGRLPSIRSDLT
 LGGVKKKFTFPTNIISRKIKEEPKEEVTVKKEKRERDRDRQREGHGRGRG
 RPEVIQSHSIFEQGPAEMMKKKGNWDKTVDVSDMGPSHIINIKKEKRETD
 EETKQILRMLEKDDFLDDPGLRNDTRNMPVQLPLAHSGWLFKEENDEPD
 VKPWLAGPKEEDMEVDIPAVKVKEEPRDEEEEAKMKAPPKAARKTPGLP
 KDVSVAELLRELSLTKEEELLFLQLPDTLPGQPPTQDIKPIKTEVQGEDG
 QVVLIKQEKDREAKLAENACTLADLTEGQVGKLLIRKSGRVQLLLGKVTL
 DVTMGTACSFLELVSVGLGDSRTGEMTVLGHVKHKLVCSPDFESLLD
 HKHR

Host: Mouse

Reactivity: Human

Quality Control Testing: Antibody reactive against mammalian transfected lysate.

Storage Buffer: In 1x PBS, pH 7.4

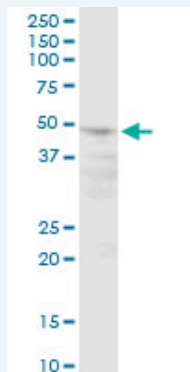
Storage Instruction: Store at -20°C or lower. Aliquot to avoid repeated freezing and thawing.

MSDS:  [Download](#)

Datasheet:  [Download](#)

Applications

Western Blot (Cell lysate)



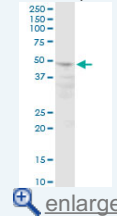
POLR3D MaxPab polyclonal antibody. Western Blot analysis of POLR3D expression in HeLa.

 [Protocol Download](#)

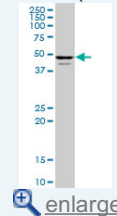
Western Blot (Cell lysate)

Application Image


Western Blot (Cell lysate)

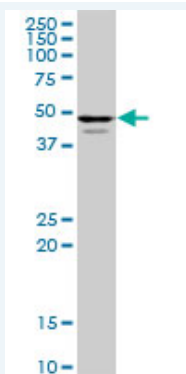


Western Blot (Cell lysate)




Western Blot (Transfected lysate)

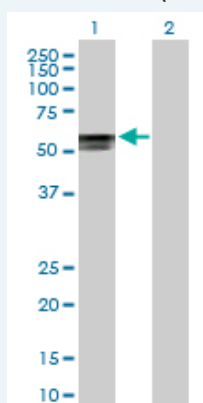




POLR3D MaxPab polyclonal antibody. Western Blot analysis of POLR3D expression in HeLa S3 NE.

 [Protocol Download](#)

Western Blot (Transfected lysate)



Western Blot analysis of POLR3D expression in transfected 293T cell line ([H00000661-T03](#)) by POLR3D MaxPab polyclonal antibody.

Lane 1: POLR3D transfected lysate(43.78 kDa).

Lane 2: Non-transfected lysate.

 [Protocol Download](#)

Gene Information

Entrez GeneID: [661](#)

GeneBank [NM_001722.2](#)

Accession#:

Protein [NP_001713.2](#)

Accession#:

Gene Name: POLR3D

Gene Alias: BN51T,RPC4,RPC53,TSBN51

Gene Description: polymerase (RNA) III (DNA directed) polypeptide D, 44kDa

Description:

Omim ID: [187280](#)

Gene Ontology: [Hyperlink](#)

Gene Summary: This gene complements a temperature-sensitive mutant isolated from the BHK-21 Syrian hamster cell line. It leads to a block in progression through the G1 phase of the cell cycle at nonpermissive temperatures. [provided by RefSeq]

Other Designations: BN51 (BHK21) temperature sensitivity complementing,polymerase (RNA) III (DNA directed) polypeptide D,temperature sensitive

complementation, cell cycle specific, tsBN51

Gene Pathway

[Metabolic pathways](#) [Purine metabolism](#) [Pyrimidine metabolism](#) [RNA polymerase](#)

[服務條款](#) | [隱私權政策](#) | [著作及商標](#) | [網站地圖](#)

©2016 亞諾法生技股份有限公司 Abnova Corporation. 版權所有.