



SZABO SCANDIC

Part of Europa Biosite

Produktinformation



Forschungsprodukte & Biochemikalien



Zellkultur & Verbrauchsmaterial



Diagnostik & molekulare Diagnostik



Laborgeräte & Service

Weitere Information auf den folgenden Seiten!
See the following pages for more information!



Lieferung & Zahlungsart

siehe unsere [Liefer- und Versandbedingungen](#)

Zuschläge

- Mindermengenzuschlag
- Trockeneiszuschlag
- Gefahrgutzuschlag
- Expressversand

SZABO-SCANDIC HandelsgmbH

Quellenstraße 110, A-1100 Wien

T. +43(0)1 489 3961-0

F. +43(0)1 489 3961-7

mail@szabo-scandic.com

www.szabo-scandic.com

[linkedin.com/company/szaboscandic](https://www.linkedin.com/company/szaboscandic) 



BNIP1 purified MaxPab mouse polyclonal antibody (B01P) MaxPab®

Catalog # : H00000662-B01P

規格 : [50 ug]

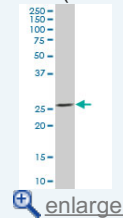
[List All](#)

Specification

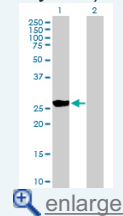
Product Description:	Mouse polyclonal antibody raised against a full-length human BNIP1 protein.
Immunogen:	BNIP1 (AAH10959, 1 a.a. ~ 228 a.a) full-length human protein.
Sequence:	MAAPQDVHVRICNQEIVKFDLEVKALIQDIRDCSGPLSALTELNTKVKEKFKQLRHRIQDLEQLAKEQDKSEKQLLLQEVENHKKQMLSNQASWRKANLTCKIAIDNLEKAELLQGGDLLRQRKTTKESLAQTSSITITESLMGISRMMAQQVQQSEEMQSLVTSRTILDANEEFKSMSGTIQLGRKLITKYNRRELTDKLLIFLALALFLATVLYVKKRLEFPFL
Host:	Mouse
Reactivity:	Human
Quality Control Testing:	Antibody reactive against mammalian transfected lysate.
Storage Buffer:	In 1x PBS, pH 7.4
Storage Instruction:	Store at -20°C or lower. Aliquot to avoid repeated freezing and thawing.
MSDS:	 Download
Datasheet:	 Download

Application Image

Western Blot (Tissue lysate)

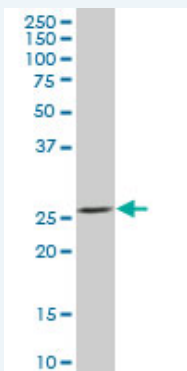


Western Blot (Transfected lysate)



Applications

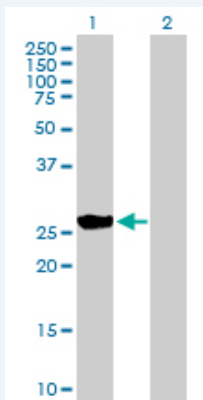
Western Blot (Tissue lysate)



BNIP1 MaxPab polyclonal antibody. Western Blot analysis of BNIP1 expression in human pancreas.

 [Protocol Download](#)

Western Blot (Transfected lysate)



Western Blot analysis of BNIP1 expression in transfected 293T cell line ([H00000662-T01](#)) by BNIP1 MaxPab polyclonal antibody.

Lane 1:BNIP1 transfected lysate(25.19 KDa).
Lane 2:Non-transfected lysate.

 [Protocol Download](#)

Gene Information

Entrez GeneID: [662](#)

GeneBank [BC010959](#)
Accession#:

Protein [AAH10959](#)
Accession#:

Gene Name: BNIP1

Gene Alias: NIP1,SEC20,TRG-8

Gene [BCL2/adenovirus E1B 19kDa interacting protein 1](#)
Description:

Omim ID: [603291](#)

Gene Ontology: [Hyperlink](#)

Gene Summary: This gene is a member of the BCL2/adenovirus E1B 19 kd-interacting protein (BNIP) family. It interacts with the E1B 19 kDa protein which is responsible for the protection of virally-induced cell death, as well as E1B 19 kDa-like sequences of BCL2, also an apoptotic protector. Alternative splicing of this gene results in four protein products with identical N- and C-termini. [provided by RefSeq]

Other Designations: BCL2/adenovirus E1B 19kD interacting protein 1,BCL2/adenovirus E1B 19kD-interacting protein 1,OTTHUMP00000161079

Gene Pathway

[SNARE interactions in vesicular transport](#)

Related Disease

[Genetic Predisposition to Disease Prostatic Neoplasms](#)