



SZABO SCANDIC

Part of Europa Biosite

Produktinformation



Forschungsprodukte & Biochemikalien



Zellkultur & Verbrauchsmaterial



Diagnostik & molekulare Diagnostik



Laborgeräte & Service

Weitere Information auf den folgenden Seiten!
See the following pages for more information!



Lieferung & Zahlungsart

siehe unsere [Liefer- und Versandbedingungen](#)

Zuschläge

- Mindermengenzuschlag
- Trockeneiszuschlag
- Gefahrgutzuschlag
- Expressversand

SZABO-SCANDIC HandelsgmbH

Quellenstraße 110, A-1100 Wien

T. +43(0)1 489 3961-0

F. +43(0)1 489 3961-7

mail@szabo-scandic.com

www.szabo-scandic.com

[linkedin.com/company/szaboscandic](https://www.linkedin.com/company/szaboscandic) 

BNIP1 monoclonal antibody (M01), clone 1G7

Catalog # : H00000662-M01

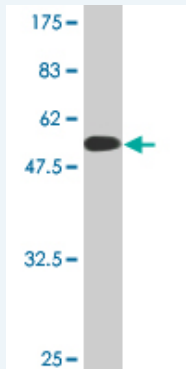
規格 : [100 ug]

[List All](#)

Specification

Product Description:	Mouse monoclonal antibody raised against a full-length recombinant BNIP1.
Immunogen:	BNIP1 (AAH10959, 1 a.a. ~ 228 a.a) full-length recombinant protein with GST tag. MW of the GST tag alone is 26 KDa.
Sequence:	MAAPQDVHVRICNQEIVKFDLEVKALIQDIRDCSGPLSALTELNKVKKEKF QQLRHRIQDLEQLAKEQDKSEKQLLLQEVENHKKQMLSNQASWRKAN LTCKIAIDNLEKAELLQGGDLLRQRKTTKESLAQTSSTITESLMGISMMA QQVQQSEEAMQSLVTSRTILDANEEFKSMGTIQLGRKLITKYNRREL DKLLIFLALALFLATVLYVKKRLFPFL
Host:	Mouse
Reactivity:	Human
Isotype:	IgG2a Kappa

Quality Control Testing: Antibody Reactive Against Recombinant Protein.



Western Blot detection against Immunogen (50.82 KDa) .

Storage Buffer: In 1x PBS, pH 7.4

Storage Instruction: Store at -20°C or lower. Aliquot to avoid repeated freezing and thawing.

MSDS: [Download](#)

Datasheet: [Download](#)

Applications

Western Blot (Recombinant protein)

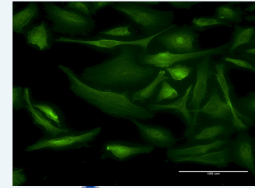
[Protocol Download](#)

Immunofluorescence

Application Image

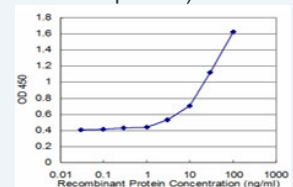
Western Blot (Recombinant protein)

Immunofluorescence



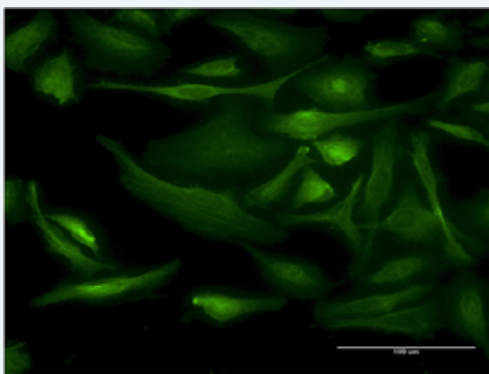
[enlarge](#)

Sandwich ELISA (Recombinant protein)



[enlarge](#)

ELISA

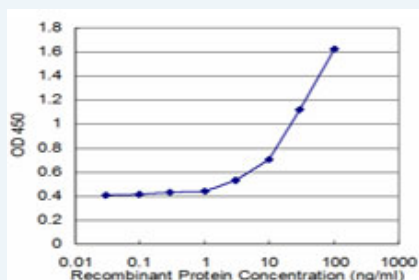


[enlarge this image](#)

Immunofluorescence of monoclonal antibody to BNIP1 on HeLa cell . [antibody concentration 10 ug/ml]

[Protocol Download](#)

Sandwich ELISA (Recombinant protein)



Detection limit for recombinant GST tagged BNIP1 is approximately 3ng/ml as a capture antibody.

[Protocol Download](#)

ELISA

Gene Information

Entrez GeneID: [662](#)

GeneBank [BC010959](#)
Accession#:

Protein [AAH10959](#)
Accession#:

Gene Name: BNIP1

Gene Alias: NIP1,SEC20,TRG-8

Gene Description: BCL2/adenovirus E1B 19kDa interacting protein 1

Omim ID: [603291](#)

Gene Ontology: [Hyperlink](#)

Gene Summary: This gene is a member of the BCL2/adenovirus E1B 19 kd-interacting protein (BNIP) family. It interacts with the E1B 19 kDa protein which is responsible for the protection of virally-induced cell death, as well as E1B 19 kDa-like sequences of BCL2, also an apoptotic protector. Alternative splicing of this gene results in four protein products with identical N- and C-termini. [provided by RefSeq]

Other Designations: BCL2/adenovirus E1B 19kD interacting protein 1,BCL2/adenovirus E1B 19kD-interacting protein 1,OTTHUMP00000161079

Gene Pathway

[SNARE interactions in vesicular transport](#)

Related Disease

[Genetic Predisposition to Disease Prostatic Neoplasms](#)

[服務條款](#) | [隱私權政策](#) | [著作及商標](#) | [網站地圖](#)

©2016 亞諾法生技股份有限公司 Abnova Corporation. 版權所有.