



# SZABO SCANDIC

Part of Europa Biosite

## Produktinformation



Forschungsprodukte & Biochemikalien



Zellkultur & Verbrauchsmaterial



Diagnostik & molekulare Diagnostik



Laborgeräte & Service

Weitere Information auf den folgenden Seiten!  
See the following pages for more information!



### Lieferung & Zahlungsart

siehe unsere [Liefer- und Versandbedingungen](#)

### Zuschläge

- Mindermengenzuschlag
- Trockeneiszuschlag
- Gefahrgutzuschlag
- Expressversand

### SZABO-SCANDIC HandelsgmbH

Quellenstraße 110, A-1100 Wien

T. +43(0)1 489 3961-0

F. +43(0)1 489 3961-7

[mail@szabo-scandic.com](mailto:mail@szabo-scandic.com)

[www.szabo-scandic.com](http://www.szabo-scandic.com)

[linkedin.com/company/szaboscandic](https://www.linkedin.com/company/szaboscandic) 

## DST monoclonal antibody (M01), clone 1B10

Catalog # : H00000667-M01

規格 : [ 100 ug ]

[List All](#)

### Specification

**Product Description:** Mouse monoclonal antibody raised against a partial recombinant DST.

**Immunogen:** DST (NP\_899236, 401 a.a. ~ 500 a.a) partial recombinant protein with GST tag. MW of the GST tag alone is 26 KDa.

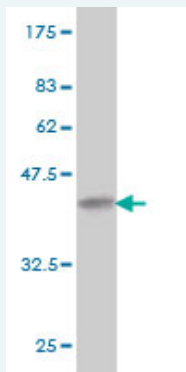
**Sequence:** EDKLILAGNALQSDSKRLESGVQFQNEAEIAGYILECENLLRQHVIDVQILI  
DGKYYQADQLVQRVAKLRDEIMALRNECSSVYSKGRILTTEQTCLMIS

**Host:** Mouse

**Reactivity:** Human

**Isotype:** IgG1 Kappa

**Quality Control Testing:** Antibody Reactive Against Recombinant Protein.



Western Blot detection against Immunogen (36.74 KDa) .

**Storage Buffer:** In 1x PBS, pH 7.4

**Storage Instruction:** Store at -20°C or lower. Aliquot to avoid repeated freezing and thawing.

**MSDS:** [Download](#)

**Datasheet:** [Download](#)

### Publication Reference

1. [Dystonin/Bpag1 is a necessary endoplasmic reticulum/nuclear envelope protein in sensory neurons.](#)  
Young KG, Kothary R. Exp Cell Res. 2008 Sep 10;314(15):2750-61. Epub 2008 Jul 3.

### Applications

**Western Blot (Recombinant protein)**

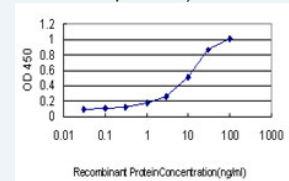
[Protocol Download](#)

**Sandwich ELISA (Recombinant protein)**

### Application Image

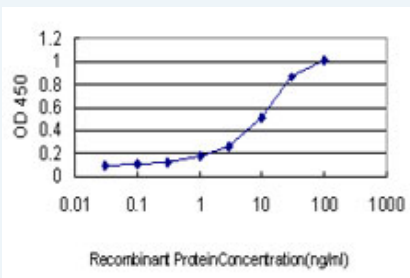
Western Blot (Recombinant protein)

Sandwich ELISA (Recombinant protein)



[enlarge](#)

ELISA



Detection limit for recombinant GST tagged DST is approximately 0.1ng/ml as a capture antibody.

 [Protocol Download](#)

## ELISA

### Gene Information

Entrez GeneID: [667](#)

GeneBank [NM\\_183380](#)

Accession#:

Protein [NP\\_899236](#)

Accession#:

Gene Name: DST

Gene Alias: BP240,BPA,BPAG1,CATX-15,D6S1101,DKFZp564B2416,DMH,DT,FLJ46791,KIAA0465,KIAA1470,MACF2

Gene [dystonin](#)

Description:

Omim ID: [113810](#)

Gene Ontology: [Hyperlink](#)

**Gene Summary:** This gene encodes a member of the plakin protein family of adhesion junction plaque proteins. Multiple alternatively spliced transcript variants encoding distinct isoforms have been found for this gene, but the full-length nature of some variants has not been defined. It has been known that some isoforms are expressed in neural and muscle tissue, anchoring neural intermediate filaments to the actin cytoskeleton, and some isoforms are expressed in epithelial tissue, anchoring keratin-containing intermediate filaments to hemidesmosomes. Consistent with the expression, mice defective for this gene show skin blistering and neurodegeneration. [provided by RefSeq]

**Other Designations:** OTTHUMP00000016657,OTTHUMP00000040015,bullous pemphigoid antigen 1, 230/240kDa,dystonia musculorum of mouse, human homolog of,hemidesmosomal plaque protein

### Related Disease

[Tobacco Use Disorder](#)