



SZABO SCANDIC

Part of Europa Biosite

Produktinformation



Forschungsprodukte & Biochemikalien



Zellkultur & Verbrauchsmaterial



Diagnostik & molekulare Diagnostik



Laborgeräte & Service

Weitere Information auf den folgenden Seiten!
See the following pages for more information!



Lieferung & Zahlungsart

siehe unsere [Liefer- und Versandbedingungen](#)

Zuschläge

- Mindermengenzuschlag
- Trockeneiszuschlag
- Gefahrgutzuschlag
- Expressversand

SZABO-SCANDIC HandelsgmbH

Quellenstraße 110, A-1100 Wien

T. +43(0)1 489 3961-0

F. +43(0)1 489 3961-7

mail@szabo-scandic.com

www.szabo-scandic.com

[linkedin.com/company/szaboscandic](https://www.linkedin.com/company/szaboscandic) 

DST monoclonal antibody (M02), clone 1D2

Catalog # : H00000667-M02

規格 : [100 ug]

[List All](#)

Specification

Product Description: Mouse monoclonal antibody raised against a partial recombinant DST.

Immunogen: DST (NP_899236, 401 a.a. ~ 500 a.a) partial recombinant protein with GST tag. MW of the GST tag alone is 26 KDa.

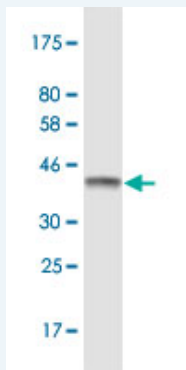
Sequence: EDKLILAGNALQSDSKRLESGVQFQNEAEIAGYILECENLLRQHVIDVQILI
DGKYYQADQLVQRVAKLRDEIMALRNECSSVYSKGRILTTEQTKLMIS

Host: Mouse

Reactivity: Human

Isotype: IgG1 Kappa

Quality Control Testing: Antibody Reactive Against Recombinant Protein.



Western Blot detection against Immunogen (36.74 KDa) .

Storage Buffer: In 1x PBS, pH 7.4

Storage Instruction: Store at -20°C or lower. Aliquot to avoid repeated freezing and thawing.

MSDS: [Download](#)

Datasheet: [Download](#)

Applications

Western Blot (Recombinant protein)

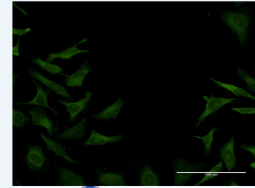
[Protocol Download](#)

Immunofluorescence

Application Image

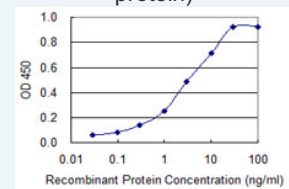
Western Blot (Recombinant protein)

Immunofluorescence



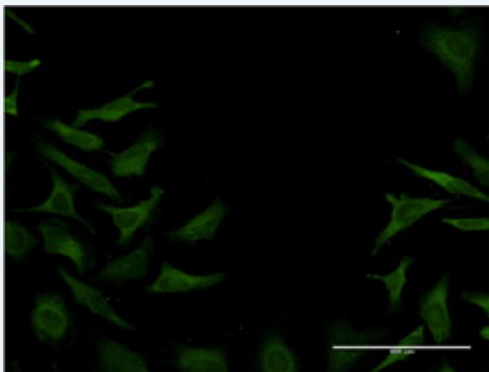
[enlarge](#)

Sandwich ELISA (Recombinant protein)



[enlarge](#)

ELISA

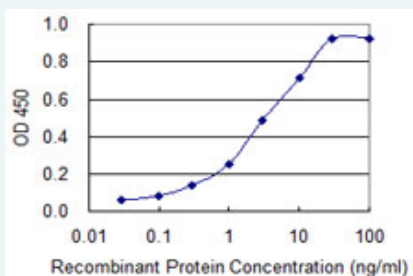


[enlarge this image](#)

Immunofluorescence of monoclonal antibody to DST on HeLa cell . [antibody concentration 10 ug/ml]

[Protocol Download](#)

Sandwich ELISA (Recombinant protein)



Detection limit for recombinant GST tagged DST is 0.1 ng/ml as a capture antibody.

[Protocol Download](#)

ELISA

Gene Information

Entrez GeneID: [667](#)

GeneBank [NM_183380](#)
Accession#:

Protein [NP_899236](#)
Accession#:

Gene Name: DST

Gene Alias: BP240,BPA,BPAG1,CATX-15,D6S1101,DKFZp564B2416,DMH,DT,FLJ46791,KIAA0465,KIAA1470,MACF2

Gene [dystonin](#)
Description:

Omim ID: [113810](#)

Gene Ontology: [Hyperlink](#)

Gene Summary: This gene encodes a member of the plakin protein family of adhesion junction plaque proteins. Multiple alternatively spliced transcript variants encoding distinct isoforms have been found for this gene, but the full-length nature of some variants has not been defined. It has been known that some isoforms are expressed in neural and muscle tissue, anchoring neural intermediate filaments to the actin cytoskeleton, and some isoforms are expressed in epithelial tissue, anchoring keratin-containing intermediate filaments to hemidesmosomes. Consistent with the expression, mice defective for this gene show skin blistering and neurodegeneration. [provided by RefSeq]

Other OTTHUMP00000016657,OTTHUMP00000040015,bullous pemphigoid
Designations: antigen 1, 230/240kDa,dystonia musculorum of mouse, human homolog of,hemidesmosomal plaque protein

Related Disease

Tobacco Use Disorder

[服務條款](#) | [隱私權政策](#) | [著作及商標](#) | [網站地圖](#)

©2016 亞諾法生技股份有限公司 Abnova Corporation. 版權所有.