



# SZABO SCANDIC

Part of Europa Biosite

## Produktinformation



Forschungsprodukte & Biochemikalien



Zellkultur & Verbrauchsmaterial



Diagnostik & molekulare Diagnostik



Laborgeräte & Service

Weitere Information auf den folgenden Seiten!  
See the following pages for more information!



### Lieferung & Zahlungsart

siehe unsere [Liefer- und Versandbedingungen](#)

### Zuschläge

- Mindermengenzuschlag
- Trockeneiszuschlag
- Gefahrgutzuschlag
- Expressversand

### SZABO-SCANDIC HandelsgmbH

Quellenstraße 110, A-1100 Wien

T. +43(0)1 489 3961-0

F. +43(0)1 489 3961-7

[mail@szabo-scandic.com](mailto:mail@szabo-scandic.com)

[www.szabo-scandic.com](http://www.szabo-scandic.com)

[linkedin.com/company/szaboscandic](https://www.linkedin.com/company/szaboscandic) 

## BPHL purified MaxPab mouse polyclonal antibody (B01P) MaxPab®

Catalog # : H00000670-B01P

規格 : [ 50 ug ]

List All

### Specification

**Product Description:** Mouse polyclonal antibody raised against a full-length human BPHL protein.

**Immunogen:** BPHL (NP\_004323.1, 1 a.a. ~ 274 a.a) full-length human protein.

**Sequence:**  
 MPRNLLYSLLSSHLSPHFSTSVTSKAVAVNGVQLHYQQTGEGDHAVLLL  
 PGMLGSGETDFGPQLKLNKLFVVAWDPRGYGHSRPPDRDFPADF  
 FERDAKDAVDLMKALKFKKVSLLGWSDDGITALIAAAKYPYIHKMVIWG  
 ANAYVTDEDSMIYEGIRDVSKWSERTRKPLEALYGYDYFARTCEKWVDG  
 IRQFKHLPDGNICRHLLPRVQCPALIVHGEKDPLVPRFHADFIHKHVKGSR  
 LHLMEPEGKHNHLRFADEFNKLAEDFLQ

**Host:** Mouse

**Reactivity:** Human

**Quality Control Testing:** Antibody reactive against mammalian transfected lysate.

**Storage Buffer:** In 1x PBS, pH 7.4


**Storage Instruction:** Store at -20°C or lower. Aliquot to avoid repeated freezing and thawing.

**MSDS:**  [Download](#)

**Datasheet:**  [Download](#)

### Applications

#### Western Blot (Tissue lysate)



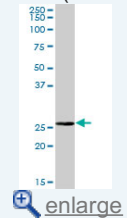
BPHL MaxPab polyclonal antibody. Western Blot analysis of BPHL expression in human liver.

 [Protocol Download](#)


#### Western Blot (Transfected lysate)

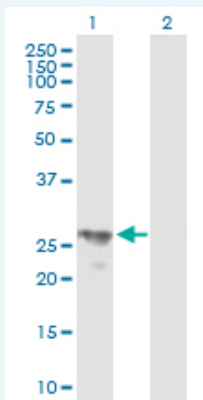
### Application Image

#### Western Blot (Tissue lysate)



#### Western Blot (Transfected lysate)





Western Blot analysis of BPHL expression in transfected 293T cell line ([H00000670-T01](#)) by BPHL MaxPab polyclonal antibody.

Lane 1: BPHL transfected lysate(30.14 KDa).  
Lane 2: Non-transfected lysate.

 [Protocol Download](#)

### Gene Information

**Entrez GeneID:** [670](#)

**GeneBank Accession#:** [NM\\_004332.1](#)

**Protein Accession#:** [NP\\_004323.1](#)

**Gene Name:** BPHL

**Gene Alias:** Bph-rp,MCNAA,MGC125930,MGC41865

**Gene Description:** biphenyl hydrolase-like (serine hydrolase)

**Omim ID:** [603156](#)

**Gene Ontology:** [Hyperlink](#)

**Gene Summary:** This gene encodes a member of the serine protease family of hydrolytic enzymes which contain a serine in their active site. The encoded protein may play a role in activation of the antiviral prodrug valacyclovir. Alternatively spliced transcript variants have been described

**Other Designations:** OTTHUMP00000015959,biphenyl hydrolase-like,biphenyl hydrolase-like (serine hydrolase; breast epithelial mucin-associated antigen),breast epithelial mucin-associated antigen,valacyclovirase

[服務條款](#) | [隱私權政策](#) | [著作及商標](#) | [網站地圖](#)

©2016 亞諾法生技股份有限公司 Abnova Corporation. 版權所有.