



SZABO SCANDIC

Part of Europa Biosite

Produktinformation



Forschungsprodukte & Biochemikalien



Zellkultur & Verbrauchsmaterial



Diagnostik & molekulare Diagnostik



Laborgeräte & Service

Weitere Information auf den folgenden Seiten!
See the following pages for more information!



Lieferung & Zahlungsart

siehe unsere [Liefer- und Versandbedingungen](#)

Zuschläge

- Mindermengenzuschlag
- Trockeneiszuschlag
- Gefahrgutzuschlag
- Expressversand

SZABO-SCANDIC HandelsgmbH

Quellenstraße 110, A-1100 Wien

T. +43(0)1 489 3961-0

F. +43(0)1 489 3961-7

mail@szabo-scandic.com

www.szabo-scandic.com

[linkedin.com/company/szaboscandic](https://www.linkedin.com/company/szaboscandic) 

BRAF monoclonal antibody (M08), clone 3F5

Catalog # : H00000673-M08

規格 : [100 ug]

[List All](#)

Specification

Product Description: Mouse monoclonal antibody raised against a partial recombinant BRAF.

Immunogen: BRAF (NP_004324, 138 a.a. ~ 231 a.a) partial recombinant protein with GST tag. MW of the GST tag alone is 26 KDa.

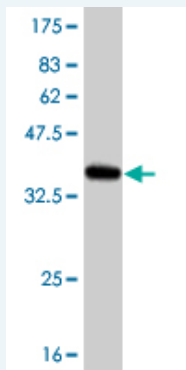
Sequence: FQNPTDVARSNPKSPQKPIVRVFLPNKQRTVVPARCGVTVRDSLKKALM MRGLIPECCAVYRIQDGEKKPIGWDTDISWLTGEELHVEVLENP

Host: Mouse

Reactivity: Human

Isotype: IgG2a Kappa

Quality Control Testing: Antibody Reactive Against Recombinant Protein.



Western Blot detection against Immunogen (36.34 KDa) .

Storage Buffer: In 1x PBS, pH 7.4

Storage Instruction: Store at -20°C or lower. Aliquot to avoid repeated freezing and thawing.

MSDS: [Download](#)

Datasheet: [Download](#)

Applications

Western Blot (Recombinant protein)

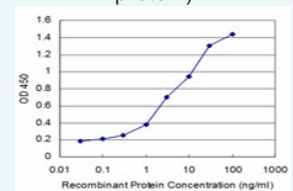
[Protocol Download](#)

Sandwich ELISA (Recombinant protein)

Application Image

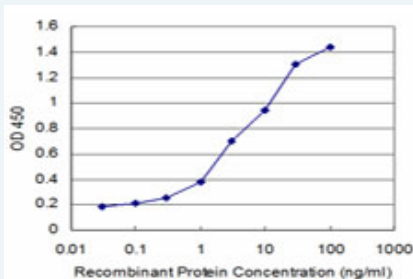
Western Blot (Recombinant protein)

Sandwich ELISA (Recombinant protein)



[enlarge](#)

ELISA



Detection limit for recombinant GST tagged BRAF is approximately 0.3ng/ml as a capture antibody.

 [Protocol Download](#)

ELISA

Gene Information

Entrez GeneID: [673](#)

GeneBank [NM_004333](#)

Accession#:

Protein [NP_004324](#)

Accession#:

Gene Name: BRAF

Gene Alias: B-RAF1, BRAF1, FLJ95109, MGC126806, MGC138284, RAFB1

Gene Description: v-raf murine sarcoma viral oncogene homolog B1

Omim ID: [115150](#), [164757](#), [211980](#)

Gene Ontology: [Hyperlink](#)

Gene Summary: This gene encodes a protein belonging to the raf/mil family of serine/threonine protein kinases. This protein plays a role in regulating the MAP kinase/ERKs signaling pathway, which affects cell division, differentiation, and secretion. Mutations in this gene are associated with cardiofaciocutaneous syndrome, a disease characterized by heart defects, mental retardation and a distinctive facial appearance. Mutations in this gene have also been associated with various cancers, including non-Hodgkin lymphoma, colorectal cancer, malignant melanoma, thyroid carcinoma, non-small cell lung carcinoma, and adenocarcinoma of lung. A pseudogene, which is located on chromosome X, has been identified for this gene. [provided by RefSeq]

Other Designations: 94 kDa B-raf protein, B-Raf proto-oncogene serine/threonine-protein kinase (p94), Murine sarcoma viral (v-raf) oncogene homolog B1

Gene Pathway

[Acute myeloid leukemia](#) [Bladder cancer](#) [Chemokine signaling pathway](#)
[Chronic myeloid leukemia](#) [Colorectal cancer](#) [Endometrial cancer](#) [ErbB signaling pathway](#)
[Focal adhesion](#) [Glioma](#) [Insulin signaling pathway](#) [Long-term depression](#)
[Long-term potentiation](#) [MAPK signaling pathway](#) [Melanoma](#) [mTOR signaling pathway](#)
[Natural killer cell mediated cytotoxicity](#) [Neurotrophin signaling pathway](#)
[Non-small cell lung cancer](#) [Pancreatic cancer](#) [Pathways in cancer](#) [Prostate cancer](#)
[Regulation of actin cytoskeleton](#) [Renal cell carcinoma](#) [Thyroid cancer](#)
[Vascular smooth muscle contraction](#)

Related Disease

[Abnormalities, Multiple](#) [Adenocarcinoma](#) [Adenocarcinoma, Follicular](#)
[Adenocarcinoma, Mucinous](#) [Adenocarcinoma, Papillary](#) [Adenoma](#) [Adenoma, Oxyphilic](#)
[Adrenal Cortex Neoplasms](#) [Alcoholism](#) [Articulation Disorders](#) [Astrocytoma](#) [Brain Neoplasms](#)

[Breast cancer](#) [Breast Neoplasms](#) [Carcinoma](#) [Carcinoma, Basal Cell](#) [Carcinoma, Medullary](#)
[Carcinoma, Non-Small-Cell Lung](#) [Carcinoma, Papillary](#)

[... see more](#)

[服務條款](#) | [隱私權政策](#) | [著作及商標](#) | [網站地圖](#)

©2016 亞諾法生技股份有限公司 Abnova Corporation. 版權所有.