



SZABO SCANDIC

Part of Europa Biosite

Produktinformation



Forschungsprodukte & Biochemikalien



Zellkultur & Verbrauchsmaterial



Diagnostik & molekulare Diagnostik



Laborgeräte & Service

Weitere Information auf den folgenden Seiten!
See the following pages for more information!



Lieferung & Zahlungsart

siehe unsere [Liefer- und Versandbedingungen](#)

Zuschläge

- Mindermengenzuschlag
- Trockeneiszuschlag
- Gefahrgutzuschlag
- Expressversand

SZABO-SCANDIC HandelsgmbH

Quellenstraße 110, A-1100 Wien

T. +43(0)1 489 3961-0

F. +43(0)1 489 3961-7

mail@szabo-scandic.com

www.szabo-scandic.com

[linkedin.com/company/szaboscandic](https://www.linkedin.com/company/szaboscandic) 


BRDT purified MaxPab mouse polyclonal antibody (B01P) MaxPab®

Catalog # : H00000676-B01P

規格 : [50 ug]

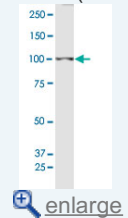
[List All](#)

Specification

Product Description:	Mouse polyclonal antibody raised against a full-length human BRDT protein.
Immunogen:	BRDT (AAI18499.1, 1 a.a. ~ 947 a.a) full-length human protein.
Sequence:	MSLPSRQTAIVNPPPEYINTKKNRGLTNQLQYLQKVVLKDLWKHSFSW PFQRPVDAVKLQLPDYYTIKNPMDLNTIKKRLNKKYAKASECIEDFNTM FSNCYL YNKPGDDIVLMAQALEKLFMQKLSQMPQEEQVVGVKERIKKGT QQNI AVSSAKEKSSPSATEKVFQKQEIPSVFPKTSISPLNVVQGASVNSSS QTAAQVTKGVKRKADTTTPATSAVKASSEF SPTFTEKSVALPPIKENMPK NVL PDSQQQYNVVKTVKYTEQLRHCSEILKEMLAKKHFSYAWPFYNPVD VNALGLHNYDVVKNPMDLGTIKEKMDNQEYKDAYKFAADVRLMFMNCY KYNPPDHEVVTMARMLQDVFETHFSKIPIEPVESMPLCYIKTDITETTGRE NTNEASSEGNSDDSEDERVKRLAKLQEQLKAVHQQLQVLSQVFPFRKL NKKKESKKEKKEKVNNSNENPRKMCEQMRLKEKSKRNQPKKRKQQFI GLKSEDEDNAKPMNYDEKRQLSLNINKLPGDKLGRVVHIIQSREPSLSNSN PDEIEIDFETLKASTLRELEKYVSACLRRRPLKPPAKKIMMSKEELHSQKK QELEKRLLDVNNQLNSRKRQTKSDKTQPSKAENVSRLESSSSSSSSSS ESES SSDLSSDSSDSESEMF PKFTEVKPNDSPSKENVKMKNECIPPE GRTGVTQIGYCVQD TTSANTTLVHQTTPSHVMPNHHQLAFNYQELEHL QTVKNISPLQILPPSGDSEQLSNGITVMHPSGSDSTTMESECCAPVQKD IKIKNADSWKSLGKPVKPSGVMKSSDELFNQFRKAAIEKVKARTQELIRK HLEQNTKELKASQENQRDLGNGLTVESFSNKIQNKCSGEEQKEHQQSSE AQDKSKLWLLKDRDLARQKEQERRRREAMVGTIDMTLQSDIMTFENNF FD
Host:	Mouse
Reactivity:	Human
Quality Control Testing:	Antibody reactive against mammalian lysate.
Storage Buffer:	In 1x PBS, pH 7.4
Storage Instruction:	Store at -20°C or lower. Aliquot to avoid repeated freezing and thawing.
Datasheet:	 Download

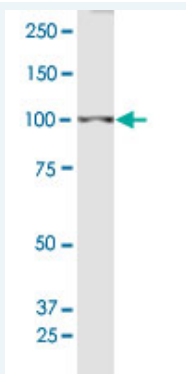
Application Image

Western Blot (Cell lysate)




Applications

Western Blot (Cell lysate)



BRDT MaxPab polyclonal antibody. Western Blot analysis of BRDT expression in Jurkat.

 [Protocol Download](#)

Gene Information

Entrez GeneID: [676](#)

**GeneBank
Accession#:** [BC118498.1](#)

**Protein
Accession#:** [AAI18499.1](#)

Gene Name: BRDT

Gene Alias: BRD6

**Gene
Description:** bromodomain, testis-specific

Omim ID: [602144](#)

Gene Ontology: [Hyperlink](#)

Gene Summary: BRDT is similar to the RING3 protein family. It possesses 2 bromodomain motifs and a PEST sequence (a cluster of proline, glutamic acid, serine, and threonine residues), characteristic of proteins that undergo rapid intracellular degradation. The bromodomain is found in proteins that regulate transcription. Two transcript variants encoding the same protein have been found for this gene. [provided by RefSeq]

**Other
Designations:** OTTHUMP00000011809, testis-specific bromodomain protein

Related Disease

[Azoospermia](#) [Genetic Predisposition to Disease](#) [Oligospermia](#) [Tobacco Use Disorder](#)

[服務條款](#) | [隱私權政策](#) | [著作及商標](#) | [網站地圖](#)

©2016 亞諾法生技股份有限公司 Abnova Corporation. 版權所有.