



SZABO SCANDIC

Part of Europa Biosite

Produktinformation



Forschungsprodukte & Biochemikalien



Zellkultur & Verbrauchsmaterial



Diagnostik & molekulare Diagnostik



Laborgeräte & Service

Weitere Information auf den folgenden Seiten!
See the following pages for more information!



Lieferung & Zahlungsart

siehe unsere [Liefer- und Versandbedingungen](#)

Zuschläge

- Mindermengenzuschlag
- Trockeneiszuschlag
- Gefahrgutzuschlag
- Expressversand

SZABO-SCANDIC HandelsgmbH

Quellenstraße 110, A-1100 Wien

T. +43(0)1 489 3961-0

F. +43(0)1 489 3961-7

mail@szabo-scandic.com

www.szabo-scandic.com

[linkedin.com/company/szaboscandic](https://www.linkedin.com/company/szaboscandic) 


BST2 purified MaxPab mouse polyclonal antibody (B03P) MaxPab®

Catalog # : H00000684-B03P

規格 : [50 ug]

[List All](#)

Specification

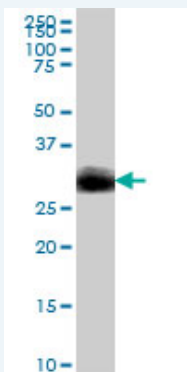
Product Description:	Mouse polyclonal antibody raised against a full-length human BST2 protein.
Immunogen:	BST2 (AAH33873, 40 a.a. ~ 180 a.a) full-length human protein.
Sequence:	PLIIFTIKANSEACRDGLRAVMECRNVTHLLQQELTEAQKGFQDVEAQAA TCNHTVMALMASLDAEKAQGQKKVEELEGEITTLNHLQDASAEVERLR RENQVLSVRIADKKYYPSSQDSSSAAPQLLIVLLGLSALLQ
Host:	Mouse
Reactivity:	Human
Quality Control Testing:	Antibody reactive against mammalian transfected lysate.
Storage Buffer:	In 1x PBS, pH 7.4
Storage Instruction:	Store at -20°C or lower. Aliquot to avoid repeated freezing and thawing.
Datasheet:	 Download

Publication Reference


1. [Differential type 1 interferon-regulated gene expression in the brain during AIDS: interactions with viral diversity and neurovirulence.](#)
Polyak MJ, Vivithanaporn P, Maingat FG, Walsh JG, Branton W, Cohen EA, Meeker R, Power CF. *FASEB J.* 2013 Jul;27(7):2829-44. doi: 10.1096/fj.13-227868. Epub 2013 Apr 22.

Applications

Western Blot (Tissue lysate)



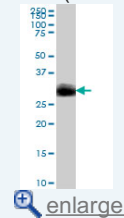
BST2 MaxPab polyclonal antibody. Western Blot analysis of BST2 expression in human liver.

 [Protocol Download](#)

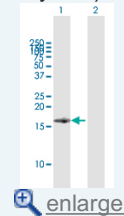
Western Blot (Transfected lysate)

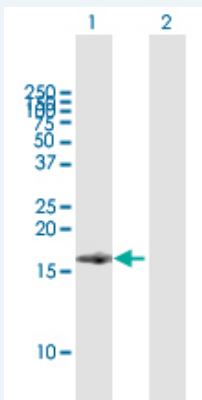
Application Image

Western Blot (Tissue lysate)



Western Blot (Transfected lysate)





Western Blot analysis of BST2 expression in transfected 293T cell line ([H00000684-T05](#)) by BST2 MaxPab polyclonal antibody.

Lane 1: BST2 transfected lysate(19.91 KDa).
Lane 2: Non-transfected lysate.

 [Protocol Download](#)

Gene Information

Entrez GeneID: [684](#)

GeneBank Accession#: [BC033873](#)

Protein Accession#: [AAH33873](#)

Gene Name: BST2

Gene Alias: CD317

Gene Description: bone marrow stromal cell antigen 2

Omim ID: [600534](#)

Gene Ontology: [Hyperlink](#)

Gene Summary: Bone marrow stromal cells are involved in the growth and development of B-cells. The specific function of the protein encoded by the bone marrow stromal cell antigen 2 is undetermined; however, this protein may play a role in pre-B-cell growth and in rheumatoid arthritis. [provided by RefSeq]

Other Designations: tetherin

Related Disease

[Genetic Predisposition to Disease](#) [Ovarian Neoplasms](#)