



SZABO SCANDIC

Part of Europa Biosite

Produktinformation



Forschungsprodukte & Biochemikalien



Zellkultur & Verbrauchsmaterial



Diagnostik & molekulare Diagnostik



Laborgeräte & Service

Weitere Information auf den folgenden Seiten!
See the following pages for more information!



Lieferung & Zahlungsart

siehe unsere [Liefer- und Versandbedingungen](#)

Zuschläge

- Mindermengenzuschlag
- Trockeneiszuschlag
- Gefahrgutzuschlag
- Expressversand

SZABO-SCANDIC HandelsgmbH

Quellenstraße 110, A-1100 Wien

T. +43(0)1 489 3961-0

F. +43(0)1 489 3961-7

mail@szabo-scandic.com

www.szabo-scandic.com

[linkedin.com/company/szaboscandic](https://www.linkedin.com/company/szaboscandic) 



BST2 purified MaxPab rabbit polyclonal antibody (D01P) MaxPab®

Catalog # : H00000684-D01P

規格 : [100 ug]

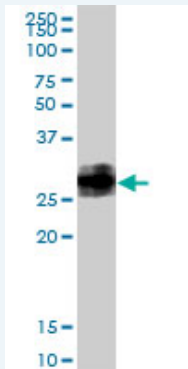
[List All](#)

Specification

Product Description:	Rabbit polyclonal antibody raised against a full-length human BST2 protein.
Immunogen:	BST2 (NP_004326.1, 1 a.a. ~ 180 a.a) full-length human protein.
Sequence:	MASTSYDYCRVPMEDGDKRCKLLLIGILVLLIIVILGVPLIIFTIKANSEACR DGLRAVMECRNVTHLLQQELTEAQKGFQDVEAQAATCNHTVMALMASL DAEKAQGQKKVEELEGEITTLNHLKQDASAEVERLRRENQVLSVRIADKK YYPSSQDSSSAAAPQLLIVLLGLSALLQ
Host:	Rabbit
Reactivity:	Human
Quality Control Testing:	Antibody reactive against mammalian transfected lysate.
Storage Buffer:	In 1x PBS, pH 7.4
Storage Instruction:	Store at -20°C or lower. Aliquot to avoid repeated freezing and thawing.
MSDS:	 Download
Datasheet:	 Download

Applications

Western Blot (Tissue lysate)



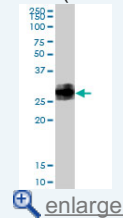
BST2 MaxPab rabbit polyclonal antibody. Western Blot analysis of BST2 expression in human liver.

 [Protocol Download](#)

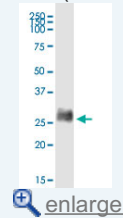
Western Blot (Tissue lysate)

Application Image

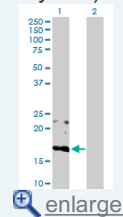
Western Blot (Tissue lysate)

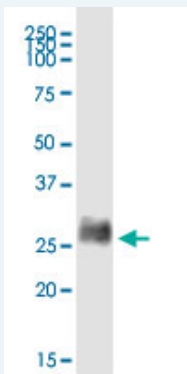


Western Blot (Tissue lysate)



Western Blot (Transfected lysate)

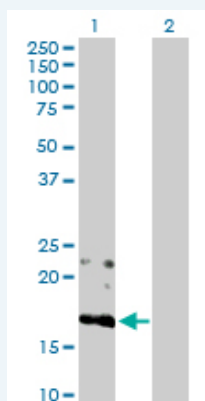




BST2 MaxPab rabbit polyclonal antibody. Western Blot analysis of BST2 expression in human spleen.

 [Protocol Download](#)

Western Blot (Transfected lysate)



Western Blot analysis of BST2 expression in transfected 293T cell line ([H00000684-T02](#)) by BST2 MaxPab polyclonal antibody.

Lane 1: BST2 transfected lysate(19.80 KDa).

Lane 2: Non-transfected lysate.

 [Protocol Download](#)

Gene Information

Entrez GeneID: [684](#)

GeneBank [NM_004335](#)

Accession#:

Protein [NP_004326.1](#)

Accession#:

Gene Name: BST2

Gene Alias: CD317

Gene Description: bone marrow stromal cell antigen 2

Description:

Omim ID: [600534](#)

Gene Ontology: [Hyperlink](#)

Gene Summary: Bone marrow stromal cells are involved in the growth and development of B-cells. The specific function of the protein encoded by the bone marrow stromal cell antigen 2 is undetermined; however, this protein may play a role in pre-B-cell growth and in rheumatoid arthritis. [provided by RefSeq]

Other tetherin

Designations:

Related Disease

Genetic Predisposition to Disease Ovarian Neoplasms

[服務條款](#) | [隱私權政策](#) | [著作及商標](#) | [網站地圖](#)

©2016 亞諾法生技股份有限公司 Abnova Corporation. 版權所有.