



SZABO SCANDIC

Part of Europa Biosite

Produktinformation



Forschungsprodukte & Biochemikalien



Zellkultur & Verbrauchsmaterial



Diagnostik & molekulare Diagnostik



Laborgeräte & Service

Weitere Information auf den folgenden Seiten!
See the following pages for more information!



Lieferung & Zahlungsart

siehe unsere [Liefer- und Versandbedingungen](#)

Zuschläge

- Mindermengenzuschlag
- Trockeneiszuschlag
- Gefahrgutzuschlag
- Expressversand

SZABO-SCANDIC HandelsgmbH

Quellenstraße 110, A-1100 Wien

T. +43(0)1 489 3961-0

F. +43(0)1 489 3961-7

mail@szabo-scandic.com

www.szabo-scandic.com

[linkedin.com/company/szaboscandic](https://www.linkedin.com/company/szaboscandic) 

BST2 purified MaxPab rabbit polyclonal antibody (D02P) MaxPab®

Catalog # : H00000684-D02P

規格 : [100 ug]

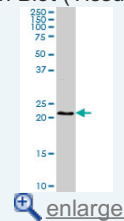
[List All](#)

Specification

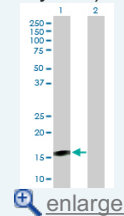
| | |
|---------------------------------|---|
| Product Description: | Rabbit polyclonal antibody raised against a full-length human BST2 protein. |
| Immunogen: | BST2 (AAH33873, 40 a.a. ~ 180 a.a) full-length human protein. |
| Sequence: | PLIIFTIKANSEACRDGLRAVMECRNVTHLLQQELTEAQKGFQDVEAQAA TCNHTVMALMASLDAEKAQGQKKVEELEGEITTLNHLQDASAEVERLR RENQVLSVRIADKKYYPSSQDSSSAAPQLLIVLLGLSALLQ |
| Host: | Rabbit |
| Reactivity: | Human |
| Quality Control Testing: | Antibody reactive against mammalian transfected lysate. |
| Storage Buffer: | In 1x PBS, pH 7.4 |
| Storage Instruction: | Store at -20°C or lower. Aliquot to avoid repeated freezing and thawing. |
| Datasheet: | Download |

Application Image

Western Blot (Tissue lysate)

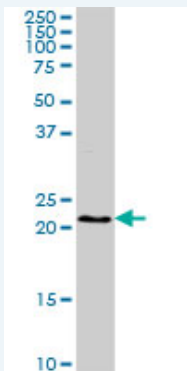


Western Blot (Transfected lysate)



Applications

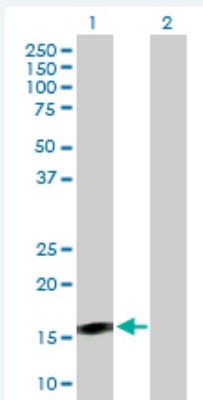
Western Blot (Tissue lysate)



BST2 MaxPab rabbit polyclonal antibody. Western Blot analysis of BST2 expression in mouse testis.

[Protocol Download](#)

Western Blot (Transfected lysate)



Western Blot analysis of BST2 expression in transfected 293T cell line ([H00000684-T05](#)) by BST2 MaxPab polyclonal antibody.

Lane 1: BST2 transfected lysate(15.62 KDa).
Lane 2: Non-transfected lysate.

 [Protocol Download](#)

Gene Information

Entrez GeneID: [684](#)

GeneBank Accession#: [BC033873](#)

Protein Accession#: [AAH33873](#)

Gene Name: BST2

Gene Alias: CD317

Gene Description: bone marrow stromal cell antigen 2

Omim ID: [600534](#)

Gene Ontology: [Hyperlink](#)

Gene Summary: Bone marrow stromal cells are involved in the growth and development of B-cells. The specific function of the protein encoded by the bone marrow stromal cell antigen 2 is undetermined; however, this protein may play a role in pre-B-cell growth and in rheumatoid arthritis. [provided by RefSeq]

Other Designations: tetherin

Related Disease

[Genetic Predisposition to Disease Ovarian Neoplasms](#)