



SZABO SCANDIC

Part of Europa Biosite

Produktinformation



Forschungsprodukte & Biochemikalien



Zellkultur & Verbrauchsmaterial



Diagnostik & molekulare Diagnostik



Laborgeräte & Service

Weitere Information auf den folgenden Seiten!
See the following pages for more information!



Lieferung & Zahlungsart

siehe unsere [Liefer- und Versandbedingungen](#)

Zuschläge

- Mindermengenzuschlag
- Trockeneiszuschlag
- Gefahrgutzuschlag
- Expressversand

SZABO-SCANDIC HandelsgmbH

Quellenstraße 110, A-1100 Wien

T. +43(0)1 489 3961-0

F. +43(0)1 489 3961-7

mail@szabo-scandic.com

www.szabo-scandic.com

[linkedin.com/company/szaboscandic](https://www.linkedin.com/company/szaboscandic) 

BST2 monoclonal antibody (M02), clone 3H4

Catalog # : H00000684-M02

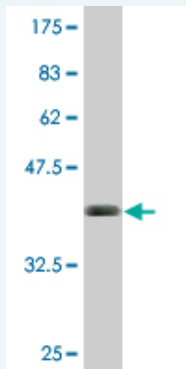
規格 : [100 ug]

List All

Specification

Product Description:	Mouse monoclonal antibody raised against a full-length recombinant BST2.
Immunogen:	BST2 (AAH33873, 40 a.a. ~ 180 a.a) full-length recombinant protein with GST tag. MW of the GST tag alone is 26 KDa.
Sequence:	PLIIFTIKANSEACRDGLRAVMECRNVTHLLQQELTEAQKGFQDVEAQAA TCNHTVMALMASLDAEKAQGQKKVEELEGIEITLNLHKLQDASAEVERLR RENQVLSVRIADKKYYPSSQDSSSAAAPQLLIMLLGLSALLQ
Host:	Mouse
Reactivity:	Human
Isotype:	IgG2a Kappa

Quality Control Testing: Antibody Reactive Against Recombinant Protein.



Western Blot detection against Immunogen (41.25 KDa) .

Storage Buffer: In 1x PBS, pH 7.4

Storage Instruction: Store at -20°C or lower. Aliquot to avoid repeated freezing and thawing.

MSDS: [Download](#)

Datasheet: [Download](#)

Publication Reference


1. Release of filamentous and spherical influenza A virus is not restricted by tetherin. Bruce EA, Abbink TE, Wise HM, Rollason R, Galao RP, Banting G, Neil SJ, Digard P.J Gen Virol. 2012 Jan 18. [Epub ahead of print]

Applications

Western Blot (Transfected lysate)

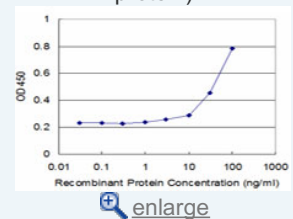
Application Image

Western Blot (Transfected lysate)

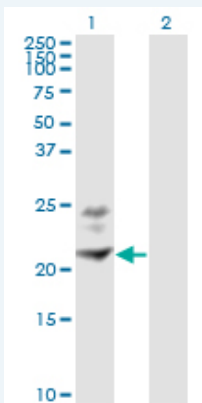


Western Blot (Recombinant protein)

Sandwich ELISA (Recombinant protein)



ELISA



Western Blot analysis of BST2 expression in transfected 293T cell line by BST2 monoclonal antibody (M02), clone 3H4.

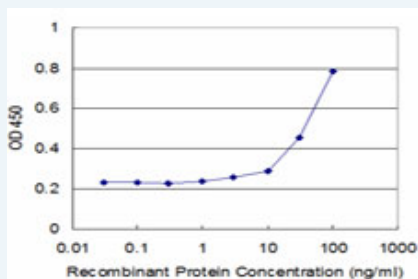
Lane 1: BST2 transfected lysate(19.8 KDa).
Lane 2: Non-transfected lysate.

[Protocol Download](#)

Western Blot (Recombinant protein)

[Protocol Download](#)

Sandwich ELISA (Recombinant protein)



Detection limit for recombinant GST tagged BST2 is approximately 3ng/ml as a capture antibody.

[Protocol Download](#)

ELISA

Gene Information

Entrez GeneID: [684](#)

GeneBank [BC033873](#)
Accession#:

Protein [AAH33873](#)
Accession#:

Gene Name: BST2

Gene Alias: CD317

Gene Description: bone marrow stromal cell antigen 2

Omim ID: [600534](#)

Gene Ontology: [Hyperlink](#)

Gene Summary: Bone marrow stromal cells are involved in the growth and development of B-cells. The specific function of the protein encoded by the bone marrow stromal cell antigen 2 is undetermined; however, this protein may play a role in pre-B-cell growth and in rheumatoid arthritis.
[provided by RefSeq]

Other tetherin

Designations:

Related Disease

Genetic Predisposition to Disease Ovarian Neoplasms

[服務條款](#) | [隱私權政策](#) | [著作及商標](#) | [網站地圖](#)

©2016 亞諾法生技股份有限公司 Abnova Corporation. 版權所有.