



SZABO SCANDIC

Part of Europa Biosite

Produktinformation



Forschungsprodukte & Biochemikalien



Zellkultur & Verbrauchsmaterial



Diagnostik & molekulare Diagnostik



Laborgeräte & Service

Weitere Information auf den folgenden Seiten!
See the following pages for more information!



Lieferung & Zahlungsart

siehe unsere [Liefer- und Versandbedingungen](#)

Zuschläge

- Mindermengenzuschlag
- Trockeneiszuschlag
- Gefahrgutzuschlag
- Expressversand

SZABO-SCANDIC HandelsgmbH

Quellenstraße 110, A-1100 Wien

T. +43(0)1 489 3961-0

F. +43(0)1 489 3961-7

mail@szabo-scandic.com

www.szabo-scandic.com

[linkedin.com/company/szaboscandic](https://www.linkedin.com/company/szaboscandic) 

BTF3 monoclonal antibody (M01), clone 3C4-2E11

Catalog # : H00000689-M01

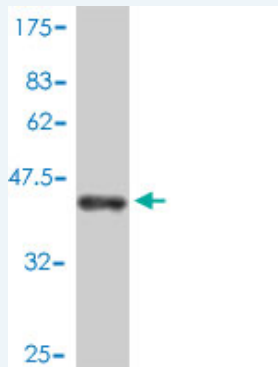
規格 : [100 ug]

[List All](#)

Specification

Product Description:	Mouse monoclonal antibody raised against a full length recombinant BTF3.
Immunogen:	BTF3 (AAH08062, 1 a.a. ~ 162 a.a) full-length recombinant protein with GST tag. MW of the GST tag alone is 26 KDa.
Sequence:	MKETIMNQEKLAKLQAQVRIGGKGTARRKKKVVHRTATADDKKLQFSLK KLGVNNISGIEEVNMFNTNQGTVIHFNNPKVQASLAANTFTITGHAETKQLT EMLPSILNQLGADSLTSLRRLAEALPKQSVDGKAPLATGEDDDDEVPL VENFDEASKNEAN
Host:	Mouse
Reactivity:	Human
Isotype:	IgG1 kappa

Quality Control Testing: Antibody Reactive Against Recombinant Protein.



Western Blot detection against Immunogen (43.56 KDa) .

Storage Buffer: In 1x PBS, pH 7.4

Storage Instruction: Store at -20°C or lower. Aliquot to avoid repeated freezing and thawing.

MSDS: [Download](#)

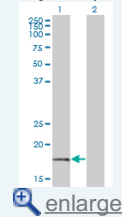
Datasheet: [Download](#)

Applications

Western Blot (Transfected lysate)

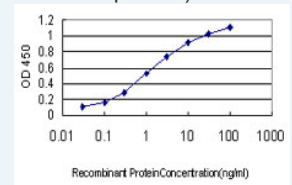
Application Image

Western Blot (Transfected lysate)

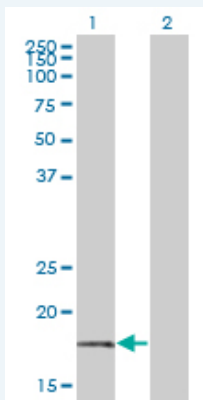


Western Blot (Recombinant protein)

Sandwich ELISA (Recombinant protein)



ELISA



Western Blot analysis of BTF3 expression in transfected 293T cell line by BTF3 monoclonal antibody (M01), clone 3C4-2E11.

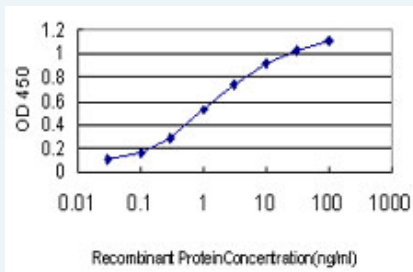
Lane 1: BTF3 transfected lysate(17.7 KDa).
Lane 2: Non-transfected lysate.

[Protocol Download](#)

Western Blot (Recombinant protein)

[Protocol Download](#)

Sandwich ELISA (Recombinant protein)



Detection limit for recombinant GST tagged BTF3 is approximately 0.03ng/ml as a capture antibody.

[Protocol Download](#)

ELISA

Gene Information

Entrez GeneID: [689](#)

GeneBank [BC008062](#)
Accession#:

Protein [AAH08062](#)
Accession#:

Gene Name: BTF3

Gene Alias: BETA-NAC,BTF3a,BTF3b,NACB

Gene Description: basic transcription factor 3

Omim ID: [602542](#)

Gene Ontology: [Hyperlink](#)

Gene Summary: This gene encodes the basic transcription factor 3. This protein forms a stable complex with RNA polymerase IIB and is required for transcriptional initiation. Alternative splicing results in multiple transcript variants encoding different isoforms. This gene has multiple pseudogenes. [provided by RefSeq]

Other OTTHUMP00000128197, RNA polymerase B transcription factor
Designations: 3,nascent-polypeptide-associated complex beta polypeptide

[服務條款](#) | [隱私權政策](#) | [著作及商標](#) | [網站地圖](#)

©2016 亞諾法生技股份有限公司 Abnova Corporation. 版權所有.