



SZABO SCANDIC

Part of Europa Biosite

Produktinformation



Forschungsprodukte & Biochemikalien



Zellkultur & Verbrauchsmaterial



Diagnostik & molekulare Diagnostik



Laborgeräte & Service

Weitere Information auf den folgenden Seiten!
See the following pages for more information!



Lieferung & Zahlungsart

siehe unsere [Liefer- und Versandbedingungen](#)

Zuschläge

- Mindermengenzuschlag
- Trockeneiszuschlag
- Gefahrgutzuschlag
- Expressversand

SZABO-SCANDIC HandelsgmbH

Quellenstraße 110, A-1100 Wien

T. +43(0)1 489 3961-0

F. +43(0)1 489 3961-7

mail@szabo-scandic.com

www.szabo-scandic.com

[linkedin.com/company/szaboscandic](https://www.linkedin.com/company/szaboscandic) 

BTN1A1 purified MaxPab rabbit polyclonal antibody (D01P) MaxPab®

Catalog # : H00000696-D01P

規格 : [100 ug]

List All

Specification

Product Description: Rabbit polyclonal antibody raised against a full-length human BTN1A1 protein.

Immunogen: BTN1A1 (AAH96312.1, 1 a.a. ~ 526 a.a) full-length human protein.

Sequence:
 MAVFPSSGLPRCLLTLILLQLPKLDSAPFDVIGPPEPILAVGEDAELPCR
 LSPNASAHELELRWFRKKVSPAVLVHRDGREQEAEQMPEYRGRATLVQ
 DGIAGRVALRIRGVRVSDDGEYTCFFREDGSEYEEALVHLKVAALGSDP
 HISMQVQENGEICLECTSVGWYPEPQVQWRTSKGEKFPSTSESRNPDE
 EGLFTVAASVIIRDTSAKNVSCYIQNLLLQGEKKVEISIPASSLPRLTPWIVA
 VAVILMVLGLLTIGSIFFTWRLYNERPRERRNEFSSKERLLEELKWKKATL
 HAVDVTLPDPAHPHLFLYEDSKSVRLDSRQKLPEKTERFDSWPCVLG
 RETFTSGRHYWEVEVDRTDWAIGVCRENVMKKGFDPMTPENGFVAV
 ELYGNGYWALTPLRTPLAGPPRRVIGIFLDYESGDISFYNMNDGSDIYT
 FSNMTFSGPLRPFCLWSSGKKPLTICPIADGPERVTVIANAQDLSKEIPL
 SPMGEDSAPRDADTLHSLKIPTQPSQGAP

Host: Rabbit

Reactivity: Human

Quality Control Testing: Antibody reactive against mammalian transfected lysate.

Storage Buffer: In 1x PBS, pH 7.4

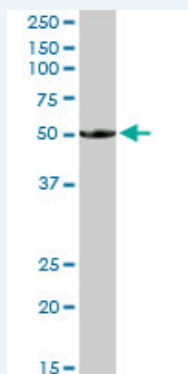
Storage Instruction: Store at -20°C or lower. Aliquot to avoid repeated freezing and thawing.

MSDS:  [Download](#)

Datasheet:  [Download](#)

Applications

Western Blot (Tissue lysate)

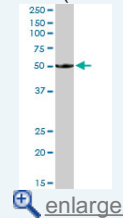


BTN1A1 MaxPab rabbit polyclonal antibody. Western Blot analysis of BTN1A1 expression in human pancreas.


 [Protocol Download](#)

Application Image

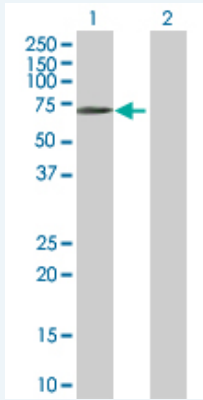
Western Blot (Tissue lysate)



Western Blot (Transfected lysate)



Western Blot (Transfected lysate)



Western Blot analysis of BTN1A1 expression in transfected 293T cell line ([H00000696-T01](#)) by BTN1A1 MaxPab polyclonal antibody.

Lane 1: BTN1A1 transfected lysate(59.00 KDa).

Lane 2: Non-transfected lysate.

 [Protocol Download](#)

Gene Information

Entrez GeneID: [696](#)

GeneBank [BC096312.3](#)
Accession#:

Protein [AAH96312.1](#)
Accession#:

Gene Name: BTN1A1

Gene Alias: BT,BTN

Gene butyrophilin, subfamily 1, member A1
Description:

Omim ID: [601610](#)

Gene Ontology: [Hyperlink](#)

Gene Summary: Butyrophilin is the major protein associated with fat droplets in the milk. It is a member of the immunoglobulin superfamily. It may have a cell surface receptor function. The human butyrophilin gene is localized in the major histocompatibility complex (MHC) class I region of 6p and may have arisen relatively recently in evolution by the shuffling of exons between 2 ancestral gene families [provided by RefSeq]

Other Designations: OTTHUMP00000017981,bK14H9.2 (butyrophilin, subfamily 1, member A1)