



# SZABO SCANDIC

Part of Europa Biosite

## Produktinformation



Forschungsprodukte & Biochemikalien



Zellkultur & Verbrauchsmaterial



Diagnostik & molekulare Diagnostik



Laborgeräte & Service

Weitere Information auf den folgenden Seiten!  
See the following pages for more information!



### Lieferung & Zahlungsart

siehe unsere [Liefer- und Versandbedingungen](#)

### Zuschläge

- Mindermengenzuschlag
- Trockeneiszuschlag
- Gefahrgutzuschlag
- Expressversand

### SZABO-SCANDIC HandelsgmbH

Quellenstraße 110, A-1100 Wien

T. +43(0)1 489 3961-0

F. +43(0)1 489 3961-7

[mail@szabo-scandic.com](mailto:mail@szabo-scandic.com)

[www.szabo-scandic.com](http://www.szabo-scandic.com)

[linkedin.com/company/szaboscandic](https://www.linkedin.com/company/szaboscandic)

## BUB1B monoclonal antibody (M03), clone 3F2

Catalog # : H00000701-M03

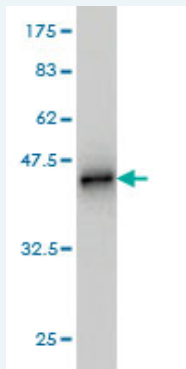
規格 : [ 100 ug ]

[List All](#)

### Specification

<b>Product Description:</b>	Mouse monoclonal antibody raised against a partial recombinant BUB1B.
<b>Immunogen:</b>	BUB1B (AAH18739, 1 a.a. ~ 130 a.a) partial recombinant protein with GST tag. MW of the GST tag alone is 26 KDa.
<b>Sequence:</b>	MAAVKKEGGALSEAMSLEGDEWELSKENVQPLRQGRIMSTLQGALAE SACNNTLQQQKRAFEYEIRFYTGNDPLDVWDYISWTEQNYPPQGGKES NMSTLLERAVEALQGEKRYSDPRFLNLWLKLGK
<b>Host:</b>	Mouse
<b>Reactivity:</b>	Human
<b>Isotype:</b>	IgG1 Kappa

**Quality Control Testing:** Antibody Reactive Against Recombinant Protein.



Western Blot detection against Immunogen (39.93 KDa) .

**Storage Buffer:** In 1x PBS, pH 7.4

**Storage Instruction:** Store at -20°C or lower. Aliquot to avoid repeated freezing and thawing.

**MSDS:** [Download](#)


**Datasheet:** [Download](#)

### Applications

Western Blot (Cell lysate)

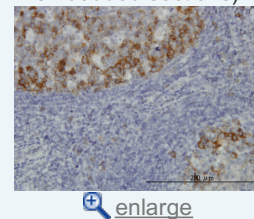
### Application Image

Western Blot (Cell lysate)

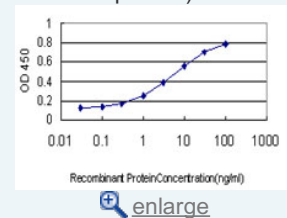


Western Blot (Recombinant protein)


Immunohistochemistry (Formalin/PFA-fixed paraffin-embedded sections)



Sandwich ELISA (Recombinant protein)



ELISA



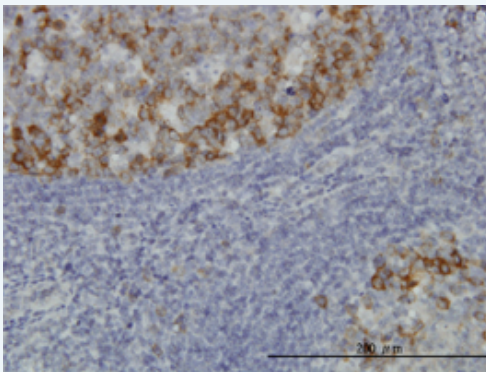
BUB1B monoclonal antibody (M03), clone 3F2 Western Blot analysis of BUB1B expression in HeLa S3 NE ( Cat # L013V3 ).

[Protocol Download](#)

#### Western Blot (Recombinant protein)

[Protocol Download](#)

#### Immunohistochemistry (Formalin/PFA-fixed paraffin-embedded sections)

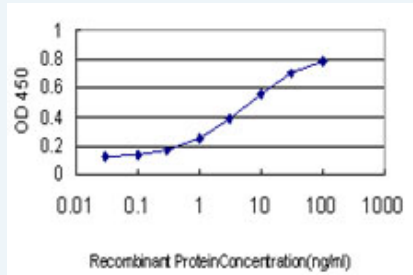


[enlarge this image](#)

Immunoperoxidase of monoclonal antibody to BUB1B on formalin-fixed paraffin-embedded human tonsil. [antibody concentration 1 ug/ml]

[Protocol Download](#)

#### Sandwich ELISA (Recombinant protein)



Detection limit for recombinant GST tagged BUB1B is approximately 0.03ng/ml as a capture antibody.

[Protocol Download](#)

#### ELISA

#### Gene Information

Entrez GeneID: [701](#)

GeneBank [BC018739](#)

Accession#:

Protein [AAH18739](#)

Accession#:

Gene Name: BUB1B

Gene Alias: BUB1beta,BUBR1,Bub1A,MAD3L,SSK1,hBUBR1

**Gene** budding uninhibited by benzimidazoles 1 homolog beta (yeast)

**Description:**

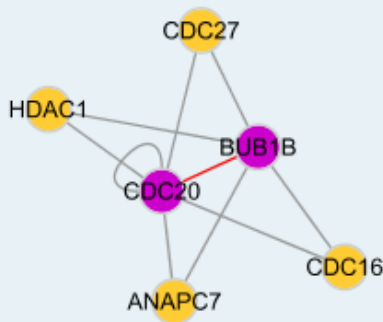
**Omim ID:** [114500](#), [602860](#)

**Gene Ontology:** [Hyperlink](#)

**Gene Summary:** This gene encodes a kinase involved in spindle checkpoint function. The protein has been localized to the kinetochore and plays a role in the inhibition of the anaphase-promoting complex/cyclosome (APC/C), delaying the onset of anaphase and ensuring proper chromosome segregation. Impaired spindle checkpoint function has been found in many forms of cancer. [provided by RefSeq]

**Other Designations:** BUB1 budding uninhibited by benzimidazoles 1 homolog beta, MAD3/BUB1-related protein kinase, budding uninhibited by benzimidazoles 1, beta

**Interactome**



**Gene Pathway**

[Cell cycle](#)

**Related Disease**

[Adenocarcinoma](#) [Breast cancer](#) [Breast Neoplasms](#) [Carcinoma, Ductal, Breast](#) [Esophageal Neoplasms](#) [Genetic Predisposition to Disease](#) [Kidney Failure, Chronic](#) [Lung Neoplasms](#) [Pulmonary Disease, Chronic Obstructive](#)