



SZABO SCANDIC

Part of Europa Biosite

Produktinformation



Forschungsprodukte & Biochemikalien



Zellkultur & Verbrauchsmaterial



Diagnostik & molekulare Diagnostik



Laborgeräte & Service

Weitere Information auf den folgenden Seiten!
See the following pages for more information!



Lieferung & Zahlungsart

siehe unsere [Liefer- und Versandbedingungen](#)

Zuschläge

- Mindermengenzuschlag
- Trockeneiszuschlag
- Gefahrgutzuschlag
- Expressversand

SZABO-SCANDIC HandelsgmbH

Quellenstraße 110, A-1100 Wien

T. +43(0)1 489 3961-0

F. +43(0)1 489 3961-7

mail@szabo-scandic.com

www.szabo-scandic.com

[linkedin.com/company/szaboscandic](https://www.linkedin.com/company/szaboscandic) 



TSPO purified MaxPab mouse polyclonal antibody (B01P) MaxPab®

Catalog # : H00000706-B01P

規格 : [50 ug]

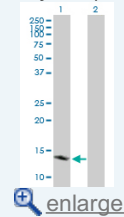
[List All](#)

Specification

Product Description:	Mouse polyclonal antibody raised against a full-length human TSPO protein.
Immunogen:	TSPO (AAH01110.1, 1 a.a. ~ 169 a.a) full-length human protein.
Sequence:	MAPPWVPAMGFTLAPSLGCFVGSRFVHGEGLRWYAGLQKPSWHPPH WVLGPVWGTLYSAMGYGSYLWVKELGGFTEKAVVPLGLYTGQLALNW AWPPIFFGARQMGWALVDLLLVSAAAAATTVAWYQVSPLAARLLYPYLA WLAFATTLNYCVWRDNHGWHGGRRRLPE
Host:	Mouse
Reactivity:	Human
Quality Control Testing:	Antibody reactive against mammalian transfected lysate.
Storage Buffer:	In 1x PBS, pH 7.4
Storage Instruction:	Store at -20°C or lower. Aliquot to avoid repeated freezing and thawing.
MSDS:	 Download
Datasheet:	 Download

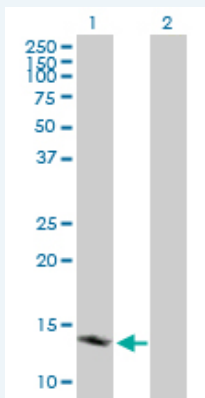
Application Image

Western Blot (Transfected lysate)



Applications

Western Blot (Transfected lysate)



Western Blot analysis of TSPO expression in transfected 293T cell line ([H00000706-T01](#)) by TSPO MaxPab polyclonal antibody.

Lane 1: BZRP transfected lysate (18.59 kDa).
Lane 2: Non-transfected lysate.

 [Protocol Download](#)

Gene Information

Entrez GeneID: [706](#)

**GeneBank
Accession#:** [BC001110.2](#)

**Protein
Accession#:** [AAH01110.1](#)

Gene Name: TSPO

Gene Alias: BZRP,DBI,IBP,MBR,PBR,PKBS,PTBR,mDRC,pk18

**Gene
Description:** translocator protein (18kDa)

Omim ID: [109610](#)

Gene Ontology: [Hyperlink](#)

Gene Summary: Present mainly in the mitochondrial compartment of peripheral tissues, the protein encoded by this gene interacts with some benzodiazepines and has different affinities than its endogenous counterpart. The protein is a key factor in the flow of cholesterol into mitochondria to permit the initiation of steroid hormone synthesis. Alternate transcriptional splice variants, encoding different isoforms, have been characterized.
[provided by RefSeq]

**Other
Designations:** OTTHUMP00000028891,benzodiazepine peripheral binding site,mitochondrial benzodiazepine receptor,peripheral benzodiazepine receptor,peripheral-type benzodiazepine receptor,translocator protein

Gene Pathway

[Neuroactive ligand-receptor interaction](#)

Related Disease

[Asperger Syndrome](#) [Autistic Disorder](#) [Genetic Predisposition to Disease](#)
[Kidney Failure](#) [Chronic Lung Neoplasms](#) [Mood Disorders](#) [Panic Disorder](#)
[Social Perception](#) [Urinary Bladder Neoplasms](#)

[服務條款](#) | [隱私權政策](#) | [著作及商標](#) | [網站地圖](#)

©2016 亞諾法生技股份有限公司 Abnova Corporation. 版權所有.