



# SZABO SCANDIC

Part of Europa Biosite

## Produktinformation



Forschungsprodukte & Biochemikalien



Zellkultur & Verbrauchsmaterial



Diagnostik & molekulare Diagnostik



Laborgeräte & Service

Weitere Information auf den folgenden Seiten!  
See the following pages for more information!



### Lieferung & Zahlungsart

siehe unsere [Liefer- und Versandbedingungen](#)

### Zuschläge

- Mindermengenzuschlag
- Trockeneiszuschlag
- Gefahrgutzuschlag
- Expressversand

### SZABO-SCANDIC HandelsgmbH

Quellenstraße 110, A-1100 Wien

T. +43(0)1 489 3961-0

F. +43(0)1 489 3961-7

[mail@szabo-scandic.com](mailto:mail@szabo-scandic.com)

[www.szabo-scandic.com](http://www.szabo-scandic.com)

[linkedin.com/company/szaboscandic](https://www.linkedin.com/company/szaboscandic) 



## TSPO purified MaxPab rabbit polyclonal antibody (D01P) MaxPab®

Catalog # : H00000706-D01P

規格 : [ 100 ug ]

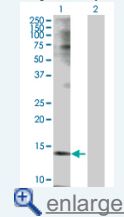
[List All](#)


### Specification

|                                 |  |
|---------------------------------|--|
| <b>Product Description:</b>     | Rabbit polyclonal antibody raised against a full-length human TSPO protein.  |
| <b>Immunogen:</b>               | TSPO (AAH01110.1, 1 a.a. ~ 169 a.a) full-length human protein.   |
| <b>Sequence:</b>                | MAPPWVPAMGFTLAPSLGCFVGSRFVHGEGLRWYAGLQKPSWHPPH<br>WVLGPVWGTLYSAMGYGSYLWVKELGGFTEKAVVPLGLYTGQLALNW<br>AWPPIFFGARQMGWALVDLLLVSAAAAATTVAWYQVSPLAARLLYPYLA<br>WLAFATTLNYCVWRDNHGWHGGRRRLPE |
| <b>Host:</b>                    | Rabbit   |
| <b>Reactivity:</b>              | Human  |
| <b>Quality Control Testing:</b> | Antibody reactive against mammalian transfected lysate.  |
| <b>Storage Buffer:</b>          | In 1x PBS, pH 7.4  |
| <b>Storage Instruction:</b>     | Store at -20°C or lower. Aliquot to avoid repeated freezing and thawing.   |
| <b>MSDS:</b>                    |  <a href="#">Download</a>   |
| <b>Datasheet:</b>               |  <a href="#">Download</a>   |

### Application Image

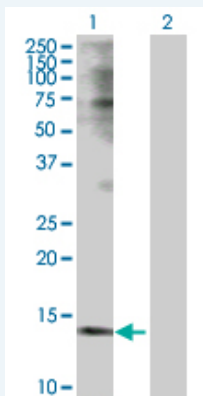
Western Blot (Transfected lysate)



 [enlarge](#)


### Applications

#### Western Blot (Transfected lysate)



Western Blot analysis of TSPO expression in transfected 293T cell line ([H00000706-T01](#)) by TSPO MaxPab polyclonal antibody.

Lane 1: TSPO transfected lysate(18.80 KDa).  
Lane 2: Non-transfected lysate.

 [Protocol Download](#)

### Gene Information

Entrez GeneID: [706](#)

**GeneBank  
Accession#:** [BC001110.2](#)

**Protein  
Accession#:** [AAH01110.1](#)

**Gene Name:** TSPO

**Gene Alias:** BZRP,DBI,IBP,MBR,PBR,PKBS,PTBR,mDRC,pk18

**Gene  
Description:** translocator protein (18kDa)

**Omim ID:** [109610](#)

**Gene Ontology:** [Hyperlink](#)

**Gene Summary:** Present mainly in the mitochondrial compartment of peripheral tissues, the protein encoded by this gene interacts with some benzodiazepines and has different affinities than its endogenous counterpart. The protein is a key factor in the flow of cholesterol into mitochondria to permit the initiation of steroid hormone synthesis. Alternate transcriptional splice variants, encoding different isoforms, have been characterized.  
[provided by RefSeq]

**Other  
Designations:** OTTHUMP00000028891,benzodiazepine peripheral binding site,mitochondrial benzodiazepine receptor,peripheral benzodiazepine receptor,peripheral-type benzodiazepine receptor,translocator protein

#### Gene Pathway

[Neuroactive ligand-receptor interaction](#)

#### Related Disease

[Asperger Syndrome](#) [Autistic Disorder](#) [Genetic Predisposition to Disease](#)  
[Kidney Failure](#) [Chronic Lung Neoplasms](#) [Mood Disorders](#) [Panic Disorder](#)  
[Social Perception](#) [Urinary Bladder Neoplasms](#)

[服務條款](#) | [隱私權政策](#) | [著作及商標](#) | [網站地圖](#)

©2016 亞諾法生技股份有限公司 Abnova Corporation. 版權所有.