



SZABO SCANDIC

Part of Europa Biosite

Produktinformation



Forschungsprodukte & Biochemikalien



Zellkultur & Verbrauchsmaterial



Diagnostik & molekulare Diagnostik



Laborgeräte & Service

Weitere Information auf den folgenden Seiten!
See the following pages for more information!



Lieferung & Zahlungsart

siehe unsere [Liefer- und Versandbedingungen](#)

Zuschläge

- Mindermengenzuschlag
- Trockeneiszuschlag
- Gefahrgutzuschlag
- Expressversand

SZABO-SCANDIC HandelsgmbH

Quellenstraße 110, A-1100 Wien

T. +43(0)1 489 3961-0

F. +43(0)1 489 3961-7

mail@szabo-scandic.com

www.szabo-scandic.com

[linkedin.com/company/szaboscandic](https://www.linkedin.com/company/szaboscandic) 

C1QBP polyclonal antibody (A01)

Catalog # : H00000708-A01

規格 : [50 uL]

[List All](#)

Specification

Product Description: Mouse polyclonal antibody raised against a partial recombinant C1QBP.

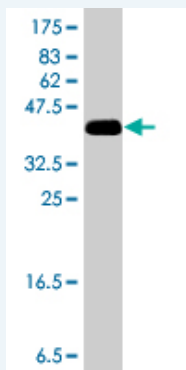
Immunogen: C1QBP (NP_001203, 173 a.a. ~ 282 a.a) partial recombinant protein with GST tag.

Sequence: IKNDDGKKALVLDCHYPEDEVGQEDEAESDIFSIREVSFQSTGESEWKDT
NYTLNTDSLWALYDHLMDFLADRGVDNTFADELVELSTALEHQEYITFL
EDLKSFVKSQ

Host: Mouse

Reactivity: Human

Quality Control Testing: Antibody Reactive Against Recombinant Protein.



Western Blot detection against Immunogen (38.21 kDa) .

Storage Buffer: 50 % glycerol

Storage Instruction: Store at -20°C or lower. Aliquot to avoid repeated freezing and thawing.

MSDS: [Download](#)

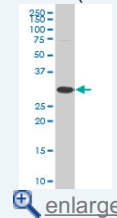
Datasheet: [Download](#)

Applications

Western Blot (Cell lysate)

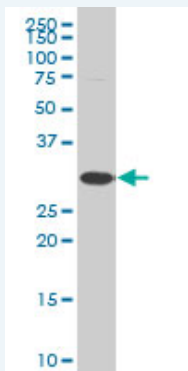
Application Image

Western Blot (Cell lysate)



Western Blot (Recombinant protein)

ELISA



C1QBP polyclonal antibody (A01), Lot # 051024JC01 Western Blot analysis of C1QBP expression in Y-79 (Cat # L042V1).

 [Protocol Download](#)

Western Blot (Recombinant protein)

 [Protocol Download](#)

ELISA

Gene Information

Entrez GeneID: [708](#)

GeneBank [NM_001212](#)

Accession#:

Protein [NP_001203](#)

Accession#:

Gene Name: C1QBP

Gene Alias: GC1QBP,HABP1,SF2p32,gC1Q-R,gC1qR,p32

Gene Description: complement component 1, q subcomponent binding protein

Omim ID: [601269](#)

Gene Ontology: [Hyperlink](#)

Gene Summary: The human complement subcomponent C1q associates with C1r and C1s in order to yield the first component of the serum complement system. The protein encoded by this gene is known to bind to the globular heads of C1q molecules and inhibit C1 activation. This protein has also been identified as the p32 subunit of pre-mRNA splicing factor SF2, as well as a hyaluronic acid-binding protein. [provided by RefSeq]

Other Designations: C1q globular domain-binding protein,hyaluronan-binding protein 1,splicing factor SF2-associated protein

Related Disease

[Birth Weight](#) [Cardiovascular Diseases](#) [Diabetes Mellitus, Type 2](#) [Edema](#)
[Genetic Predisposition to Disease](#) [Glioblastoma](#) [Glioma](#) [Leukemia](#)
[Leukemia, Myeloid, Acute](#) [Meningeal Neoplasms](#) [Meningioma](#)