



SZABO SCANDIC

Part of Europa Biosite

Produktinformation



Forschungsprodukte & Biochemikalien



Zellkultur & Verbrauchsmaterial



Diagnostik & molekulare Diagnostik



Laborgeräte & Service

Weitere Information auf den folgenden Seiten!
See the following pages for more information!



Lieferung & Zahlungsart

siehe unsere [Liefer- und Versandbedingungen](#)

Zuschläge

- Mindermengenzuschlag
- Trockeneiszuschlag
- Gefahrgutzuschlag
- Expressversand

SZABO-SCANDIC HandelsgmbH

Quellenstraße 110, A-1100 Wien

T. +43(0)1 489 3961-0

F. +43(0)1 489 3961-7

mail@szabo-scandic.com

www.szabo-scandic.com

[linkedin.com/company/szaboscandic](https://www.linkedin.com/company/szaboscandic) 



CALCA MaxPab mouse polyclonal antibody (B01) MaxPab®

Catalog # : H00000796-B01

規格 : [50 uL]

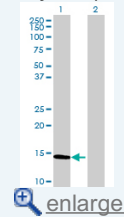
[List All](#)

Specification

Product Description:	Mouse polyclonal antibody raised against a full-length human CALCA protein.
Immunogen:	CALCA (NP_001732, 1 a.a. ~ 141 a.a) full-length human protein.
Sequence:	MGFQKFSPFLALSILVLLQAGSLHAAPFRSALESSPADPATLSEDEARLL LAALVQDYVQMKASELEQEEREGSSLDSPRSKRCGNLSTCMLGTYTQ DFNKFHTFPQTAIGVGAPGKKRDMSSDLERDHRPHVSMPQAN
Host:	Mouse
Reactivity:	Human
Quality Control Testing:	Antibody reactive against mammalian transfected lysate.
Storage Buffer:	No additive
Storage Instruction:	Store at -20°C or lower. Aliquot to avoid repeated freezing and thawing.
Note:	For IHC and IF applications, antibody purification with Protein A will be needed prior to use.
MSDS:	 Download
Datasheet:	 Download

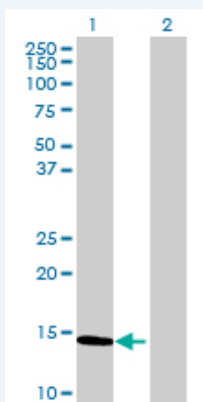
Application Image

Western Blot (Transfected lysate)




Applications

Western Blot (Transfected lysate)



Western Blot analysis of CALCA expression in transfected 293T cell line ([H00000796-T01](#)) by CALCA MaxPab polyclonal antibody.

Lane 1: CALCA transfected lysate(15.51 kDa).
Lane 2: Non-transfected lysate.

 [Protocol Download](#)

Gene Information

Entrez GeneID: [796](#)

**GeneBank
Accession#:** [NM_001741](#)

**Protein
Accession#:** [NP_001732](#)

Gene Name: CALCA

Gene Alias: CALC1,CGRP,CGRP-I,CGRP1,CT,KC,MGC126648

**Gene
Description:** calcitonin-related polypeptide alpha

Omim ID: [114130](#)

Gene Ontology: [Hyperlink](#)

Gene Summary: Calcitonin is a peptide hormone synthesized by the parafollicular cells of the thyroid. It causes reduction in serum calcium, an effect opposite to that of parathyroid hormone (PTH; MIM 168450).[supplied by OMIM]

**Other
Designations:** calcitonin,calcitonin 1,calcitonin/calcitonin-related polypeptide,
alpha,katacalcin

Gene Pathway

[Vascular smooth muscle contraction](#)

Related Disease

[Bipolar Disorder](#) [Cardiovascular Diseases](#) [Diabetes Mellitus, Type 2](#) [Edema](#)
[Genetic Predisposition to Disease](#) [Hypertension](#) [Mental Disorders](#) [Multiple Organ Failure](#)
[Multiple Trauma](#) [Osteoarthritis, Knee](#) [Osteoporosis, Postmenopausal](#) [Ovarian cancer](#)
[Ovarian Neoplasms](#) [Pain, Postoperative](#) [Parkinson Disease](#) [Parkinson disease](#)
[Postoperative Complications](#) [Prosthesis Failure](#) [Radius Fractures](#)

... see more

[服務條款](#) | [隱私權政策](#) | [著作及商標](#) | [網站地圖](#)

©2016 亞諾法生技股份有限公司 Abnova Corporation. 版權所有.