



# SZABO SCANDIC

Part of Europa Biosite

## Produktinformation



Forschungsprodukte & Biochemikalien



Zellkultur & Verbrauchsmaterial



Diagnostik & molekulare Diagnostik



Laborgeräte & Service

Weitere Information auf den folgenden Seiten!  
See the following pages for more information!



### Lieferung & Zahlungsart

siehe unsere [Liefer- und Versandbedingungen](#)

### Zuschläge

- Mindermengenzuschlag
- Trockeneiszuschlag
- Gefahrgutzuschlag
- Expressversand

### SZABO-SCANDIC HandelsgmbH

Quellenstraße 110, A-1100 Wien

T. +43(0)1 489 3961-0

F. +43(0)1 489 3961-7

[mail@szabo-scandic.com](mailto:mail@szabo-scandic.com)

[www.szabo-scandic.com](http://www.szabo-scandic.com)

[linkedin.com/company/szaboscandic](https://www.linkedin.com/company/szaboscandic) 

## CALM2 monoclonal antibody (M01), clone 3F4-G5

Catalog # : H00000805-M01

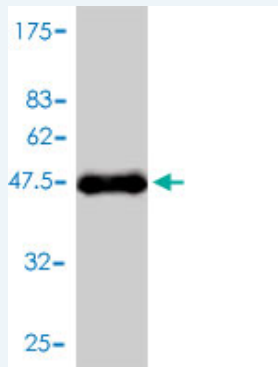
規格 : [ 100 ug ]

[List All](#)

### Specification

<b>Product Description:</b>	Mouse monoclonal antibody raised against a full length recombinant CALM2.
<b>Immunogen:</b>	CALM2 (AAH03354, 1 a.a. ~ 149 a.a) full-length recombinant protein with GST tag. MW of the GST tag alone is 26 KDa.
<b>Sequence:</b>	MADQLTEEQIAEFKEAFSLFDKDGDTITTKELGTVMRSLGQNPTEAEL QDMINEVDADGNGTIDFPEFLTMMARKVKDTDSEEEIREAFRVFDKDG GYISAAELRHVMTNLGEKLTDEEVDEMIREADIDGDGQVNYEEFVQMMT AK
<b>Host:</b>	Mouse
<b>Reactivity:</b>	Human
<b>Isotype:</b>	IgG1 kappa

**Quality Control Testing:** Antibody Reactive Against Recombinant Protein.



Western Blot detection against Immunogen (42.13 KDa) .

**Storage Buffer:** In 1x PBS, pH 7.4

**Storage Instruction:** Store at -20°C or lower. Aliquot to avoid repeated freezing and thawing.

**MSDS:** [Download](#)

**Datasheet:** [Download](#)

### Applications

**Western Blot (Recombinant protein)**

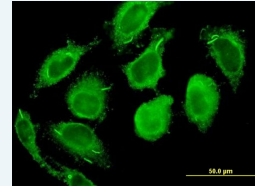
[Protocol Download](#)

**Immunofluorescence**

### Application Image

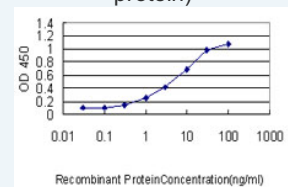
Western Blot (Recombinant protein)

Immunofluorescence



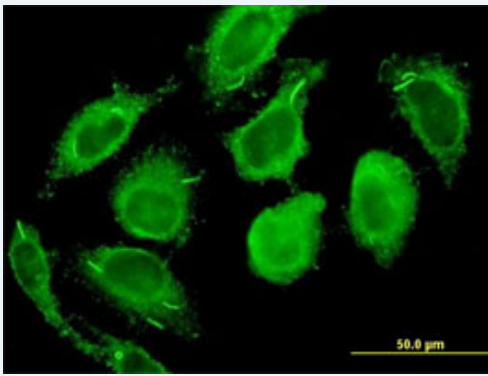
[enlarge](#)

Sandwich ELISA (Recombinant protein)



[enlarge](#)

ELISA

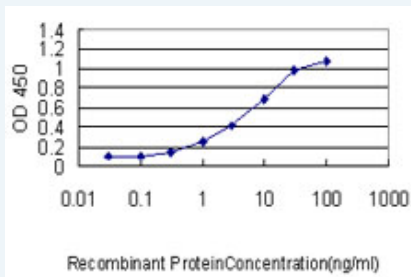


[enlarge this image](#)

Immunofluorescence of monoclonal antibody to CALM2 on HeLa cell . [antibody concentration 10 ug/ml]

[Protocol Download](#)

### Sandwich ELISA (Recombinant protein)



Detection limit for recombinant GST tagged CALM2 is approximately 0.1ng/ml as a capture antibody.

[Protocol Download](#)

### ELISA

#### Gene Information

Entrez GeneID: [805](#)

GeneBank [BC003354](#)

Accession#:

Protein [AAH03354](#)

Accession#:

Gene Name: CALM2

Gene Alias: CAMII,PHKD,PHKD2

Gene calmodulin 2 (phosphorylase kinase, delta)

Description:

Omim ID: [114182](#)

Gene Ontology: [Hyperlink](#)

Other LP7057 protein,calmodulin 2,phosphorylase kinase delta

Designations:

#### Gene Pathway

[Alzheimer's disease](#) [Calcium signaling pathway](#) [Glioma](#) [GnRH signaling pathway](#)  
[Insulin signaling pathway](#) [Long-term potentiation](#) [Melanogenesis](#)  
[Neurotrophin signaling pathway](#) [Olfactory transduction](#)  
[Phosphatidylinositol signaling system](#) [Vascular smooth muscle contraction](#)

#### Related Disease

[Cardiovascular Diseases](#) [Diabetes Mellitus, Type 2](#) [Edema](#)  
[Genetic Predisposition to Disease](#) [Osteoarthritis, Hip](#) [Osteoporosis, Postmenopausal](#)  
[Tobacco Use Disorder](#) [Ventricular Dysfunction, Left](#)

---

[服務條款](#) | [隱私權政策](#) | [著作及商標](#) | [網站地圖](#)

©2016 亞諾法生技股份有限公司 Abnova Corporation. 版權所有.