



# SZABO SCANDIC

Part of Europa Biosite

## Produktinformation



Forschungsprodukte & Biochemikalien



Zellkultur & Verbrauchsmaterial



Diagnostik & molekulare Diagnostik



Laborgeräte & Service

Weitere Information auf den folgenden Seiten!  
See the following pages for more information!



### Lieferung & Zahlungsart

siehe unsere [Liefer- und Versandbedingungen](#)

### Zuschläge

- Mindermengenzuschlag
- Trockeneiszuschlag
- Gefahrgutzuschlag
- Expressversand

### SZABO-SCANDIC HandelsgmbH

Quellenstraße 110, A-1100 Wien

T. +43(0)1 489 3961-0

F. +43(0)1 489 3961-7

[mail@szabo-scandic.com](mailto:mail@szabo-scandic.com)

[www.szabo-scandic.com](http://www.szabo-scandic.com)

[linkedin.com/company/szaboscandic](https://www.linkedin.com/company/szaboscandic) 



**CALM3 purified MaxPab mouse polyclonal antibody (B01P)** MaxPab®

Catalog # : H00000808-B01P

規格 : [ 50 ug ]

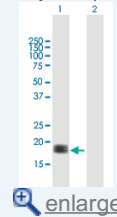
[List All](#)

**Specification**

<b>Product Description:</b>	Mouse polyclonal antibody raised against a full-length human CALM3 protein.
<b>Immunogen:</b>	CALM3 (AAH05137, 1 a.a. ~ 149 a.a) full-length human protein.
<b>Sequence:</b>	MADQLTEEQIAEFKEAFSLFDKDGDTITTKELGTVMRSLGQNPTAEEL QDMINEVDADGNGTIDFPEFLTMMARKMKDTSSEEEIREAFRVFDKDG GYISAAELRHVMTNLGEKLTDEEVDEMIREADIDGGQVNYEEFVQMMT AK
<b>Host:</b>	Mouse
<b>Reactivity:</b>	Human
<b>Quality Control Testing:</b>	Antibody reactive against mammalian transfected lysate.
<b>Storage Buffer:</b>	In 1x PBS, pH 7.4
<b>Storage Instruction:</b>	Store at -20°C or lower. Aliquot to avoid repeated freezing and thawing.
<b>MSDS:</b>	 <a href="#">Download</a>
<b>Datasheet:</b>	 <a href="#">Download</a>

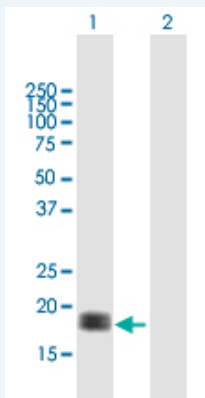
**Application Image**

Western Blot (Transfected lysate)



**Applications**

**Western Blot (Transfected lysate)**



Western Blot analysis of CALM3 expression in transfected 293T cell line ([H00000808-T01](#)) by CALM3 MaxPab polyclonal antibody.

Lane 1: CALM3 transfected lysate(16.39 kDa).  
Lane 2: Non-transfected lysate.

 [Protocol Download](#)

**Gene Information**

Entrez GeneID: [808](#)

GeneBank [BC005137](#)  
Accession#:

Protein [AAH05137](#)  
Accession#:

Gene Name: CALM3

Gene Alias: PHKD,PHKD3

Gene Description: calmodulin 3 (phosphorylase kinase, delta)

Omim ID: [114183](#)

Gene Ontology: [Hyperlink](#)

Other Designations: calmodulin 3

#### Gene Pathway

[Alzheimer's disease](#) [Calcium signaling pathway](#) [Glioma](#) [GnRH signaling pathway](#)  
[Insulin signaling pathway](#) [Long-term potentiation](#) [Melanogenesis](#)  
[Neurotrophin signaling pathway](#) [Olfactory transduction](#)  
[Phosphatidylinositol signaling system](#) [Vascular smooth muscle contraction](#)

#### Related Disease

[Cardiomyopathy, Hypertrophic, Familial](#) [Cardiovascular Diseases](#) [Diabetes Mellitus, Type 2](#)  
[Edema](#)

[服務條款](#) | [隱私權政策](#) | [著作及商標](#) | [網站地圖](#)

©2016 亞諾法生技股份有限公司 Abnova Corporation. 版權所有.