



SZABO SCANDIC

Part of Europa Biosite

Produktinformation



Forschungsprodukte & Biochemikalien



Zellkultur & Verbrauchsmaterial



Diagnostik & molekulare Diagnostik



Laborgeräte & Service

Weitere Information auf den folgenden Seiten!
See the following pages for more information!



Lieferung & Zahlungsart

siehe unsere [Liefer- und Versandbedingungen](#)

Zuschläge

- Mindermengenzuschlag
- Trockeneiszuschlag
- Gefahrgutzuschlag
- Expressversand

SZABO-SCANDIC HandelsgmbH

Quellenstraße 110, A-1100 Wien

T. +43(0)1 489 3961-0

F. +43(0)1 489 3961-7

mail@szabo-scandic.com

www.szabo-scandic.com

[linkedin.com/company/szaboscandic](https://www.linkedin.com/company/szaboscandic) 

CALM3 monoclonal antibody (M11), clone 1E2

Catalog # : H00000808-M11

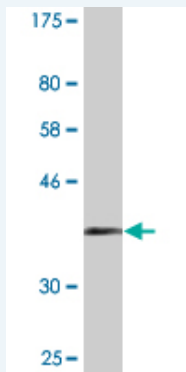
規格 : [100 ug]

[List All](#)

Specification

Product Description:	Mouse monoclonal antibody raised against a partial recombinant CALM3.
Immunogen:	CALM3 (NP_005175.2, 53 a.a. ~ 149 a.a) partial recombinant protein with GST tag. MW of the GST tag alone is 26 KDa.
Sequence:	INEVDADGNGTIDFPEFLTMMARKMKDTSSEEEIREAFRVFDKDGNGYISAAELRHVMTNLGEKLTDEEVDEMIREADIDGDGQVNYEEFVQMMTAK
Host:	Mouse
Reactivity:	Human
Isotype:	IgG1 Kappa

Quality Control Testing: Antibody Reactive Against Recombinant Protein.



Western Blot detection against Immunogen (36.41 KDa) .

Storage Buffer: In 1x PBS, pH 7.4

Storage Instruction: Store at -20°C or lower. Aliquot to avoid repeated freezing and thawing.

MSDS: [Download](#)

Datasheet: [Download](#)

Applications

Western Blot (Recombinant protein)

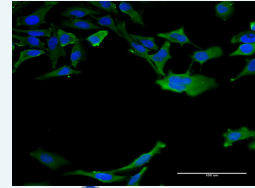
[Protocol Download](#)

Immunofluorescence

Application Image

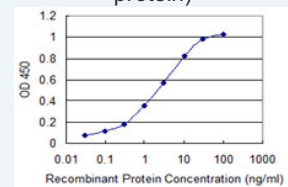
Western Blot (Recombinant protein)

Immunofluorescence



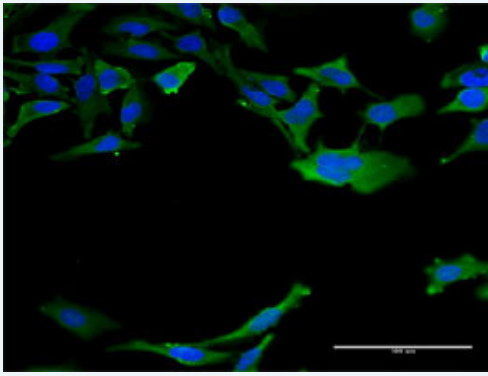
[enlarge](#)

Sandwich ELISA (Recombinant protein)



[enlarge](#)

ELISA

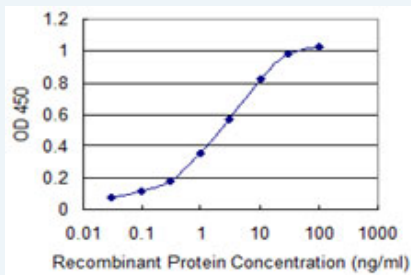


[enlarge this image](#)

Immunofluorescence of monoclonal antibody to CALM3 on HeLa cell . [antibody concentration 40 ug/ml]

[Protocol Download](#)

Sandwich ELISA (Recombinant protein)



Detection limit for recombinant GST tagged CALM3 is 0.03 ng/ml as a capture antibody.

[Protocol Download](#)

ELISA

Gene Information

Entrez GeneID: [808](#)

GeneBank [NM_005184](#)
Accession#:

Protein [NP_005175.2](#)
Accession#:

Gene Name: CALM3

Gene Alias: PHKD,PHKD3

Gene calmodulin 3 (phosphorylase kinase, delta)
Description:

Omim ID: [114183](#)

Gene Ontology: [Hyperlink](#)

Other calmodulin 3
Designations:

Gene Pathway

[Alzheimer's disease](#) [Calcium signaling pathway](#) [Glioma](#) [GnRH signaling pathway](#)
[Insulin signaling pathway](#) [Long-term potentiation](#) [Melanogenesis](#)
[Neurotrophin signaling pathway](#) [Olfactory transduction](#)
[Phosphatidylinositol signaling system](#) [Vascular smooth muscle contraction](#)

Related Disease

[Cardiomyopathy, Hypertrophic, Familial](#) [Cardiovascular Diseases](#) [Diabetes Mellitus, Type 2](#)

[服務條款](#) | [隱私權政策](#) | [著作及商標](#) | [網站地圖](#)

©2016 亞諾法生技股份有限公司 Abnova Corporation. 版權所有.