



SZABO SCANDIC

Part of Europa Biosite

Produktinformation



Forschungsprodukte & Biochemikalien



Zellkultur & Verbrauchsmaterial



Diagnostik & molekulare Diagnostik



Laborgeräte & Service

Weitere Information auf den folgenden Seiten!
See the following pages for more information!



Lieferung & Zahlungsart

siehe unsere [Liefer- und Versandbedingungen](#)

Zuschläge

- Mindermengenzuschlag
- Trockeneiszuschlag
- Gefahrgutzuschlag
- Expressversand

SZABO-SCANDIC HandelsgmbH

Quellenstraße 110, A-1100 Wien

T. +43(0)1 489 3961-0

F. +43(0)1 489 3961-7

mail@szabo-scandic.com

www.szabo-scandic.com

[linkedin.com/company/szaboscandic](https://www.linkedin.com/company/szaboscandic) 



CALML3 MaxPab mouse polyclonal antibody (B02) MaxPab®

Catalog # : H00000810-B02

規格 : [50 uL]


[List All](#)

Specification

Product Description:	Mouse polyclonal antibody raised against a full-length human CALML3 protein.
Immunogen:	CALML3 (NP_005176.1, 1 a.a. ~ 149 a.a) full-length human protein.
Sequence:	MADQLTEEQVTEFKEAFSLFDKDGDCITRELGTVMRSLGQNPTAE LRDMMSEIDRDGNGTVDFPEFLGMMARKMKDNDNEEEIREAFRVFDK GNGFVSAELRHVMTRLGEKLSDEEVDEMIRAADTDGDGQVNYEEFVR VLVSK
Host:	Mouse
Reactivity:	Human
Quality Control Testing:	Antibody reactive against mammalian transfected lysate.
Storage Buffer:	No additive
Storage Instruction:	Store at -20°C or lower. Aliquot to avoid repeated freezing and thawing.
Note:	For IHC and IF applications, antibody purification with Protein A will be needed prior to use.
MSDS:	 Download
Datasheet:	 Download

Applications

Western Blot (Cell lysate)




CALML3 MaxPab polyclonal antibody. Western Blot analysis of CALML3 expression in A-431.

 [Protocol Download](#)

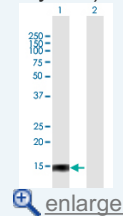
Western Blot (Transfected lysate)

Application Image

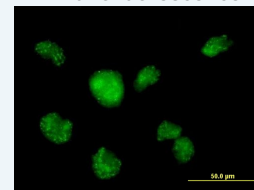
Western Blot (Cell lysate)




Western Blot (Transfected lysate)



Immunofluorescence



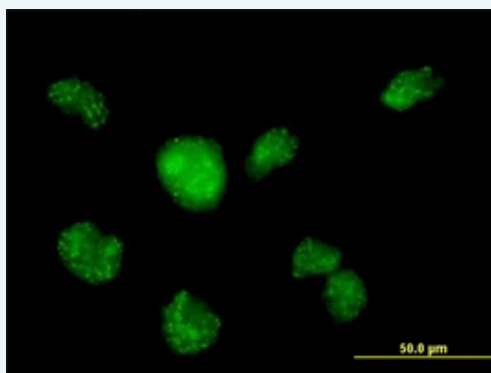


Western Blot analysis of CALML3 expression in transfected 293T cell line ([H00000810-T01](#)) by CALML3 MaxPab polyclonal antibody.

Lane 1: CALML3 transfected lysate(16.39 KDa).
Lane 2: Non-transfected lysate.

[Protocol Download](#)

Immunofluorescence



[enlarge this image](#)

Immunofluorescence of purified MaxPab antibody to CALML3 on HeLa cell. [antibody concentration 10 ug/ml]

[Protocol Download](#)

Gene Information

Entrez GeneID: [810](#)

GeneBank [NM_005185.2](#)
Accession#:

Protein [NP_005176.1](#)
Accession#:

Gene Name: CALML3

Gene Alias: CLP

Gene [calmodulin-like 3](#)
Description:

Omim ID: [114184](#)

Gene Ontology: [Hyperlink](#)

Other -
Designations:

Gene Pathway

[Alzheimer's disease](#) [Calcium signaling pathway](#) [Glioma](#) [GnRH signaling pathway](#)
[Insulin signaling pathway](#) [Long-term potentiation](#) [Melanogenesis](#)

[Neurotrophin signaling pathway](#) [Olfactory transduction](#)
[Phosphatidylinositol signaling system](#) [Vascular smooth muscle contraction](#)

Related Disease

[Alzheimer Disease](#) [Genetic Predisposition to Disease](#)

[服務條款](#) | [隱私權政策](#) | [著作及商標](#) | [網站地圖](#)

©2016 亞諾法生技股份有限公司 Abnova Corporation. 版權所有.