



SZABO SCANDIC

Part of Europa Biosite

Produktinformation



Forschungsprodukte & Biochemikalien



Zellkultur & Verbrauchsmaterial



Diagnostik & molekulare Diagnostik



Laborgeräte & Service

Weitere Information auf den folgenden Seiten!
See the following pages for more information!



Lieferung & Zahlungsart

siehe unsere [Liefer- und Versandbedingungen](#)

Zuschläge

- Mindermengenzuschlag
- Trockeneiszuschlag
- Gefahrgutzuschlag
- Expressversand

SZABO-SCANDIC HandelsgmbH

Quellenstraße 110, A-1100 Wien

T. +43(0)1 489 3961-0

F. +43(0)1 489 3961-7

mail@szabo-scandic.com

www.szabo-scandic.com

[linkedin.com/company/szaboscandic](https://www.linkedin.com/company/szaboscandic) 

CAMK4 purified MaxPab rabbit polyclonal antibody (D01P) MaxPab®

Catalog # : H00000814-D01P

規格 : [100 ug]


[List All](#)

Specification

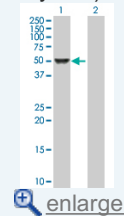
Product Description:	Rabbit polyclonal antibody raised against a full-length human CAMK4 protein.
Immunogen:	CAMK4 (NP_001735.1, 1 a.a. ~ 473 a.a) full-length human protein.
Sequence:	MLKVTVPSCSASSCSSVTASAAPGTASLVPDYWIDGSNRDALSDFFEVE SELGRGATSIVYRCKQKGTQKPYALKVLKKTVDKKIVRTEIGVLLRLSHPN IILKKEIFETPTEISLVLELVGGELFDRIVEKGYYSERDAADAVKQILEAVA YLHENGIVHRDLKPENLLYATPAPDAPLKIADFGLSKIVEHQVLMKTVCCT PGYCAPEILRGCAYGPEVDMWVSGIITYILLCGFEPFYDERGDQFMFRRRI LNCEYYFISPWVDEVSLNAKDLVRKLVLDPKKRLTTFQALQHPWVTGK AANFVHMDTAQKKLQEFNARRKLKAAVKAVASSRLGSASSSHGSIQES HKASRDPSPIQDGNEDMKAIPERGEKIQGDGAQAQAVKGAQAELMKVQALE KVKGADINAEAPKMVPKAVEDGKIVADLEEEGLAEEKLTVEEAAAAPR EGQGSSAVGFEVPPQDVLPEY
Host:	Rabbit
Reactivity:	Human
Quality Control Testing:	Antibody reactive against mammalian transfected lysate.
Storage Buffer:	In 1x PBS, pH 7.4
Storage Instruction:	Store at -20°C or lower. Aliquot to avoid repeated freezing and thawing.
MSDS:	Download
Datasheet:	Download

Application Image

Western Blot (Cell lysate)

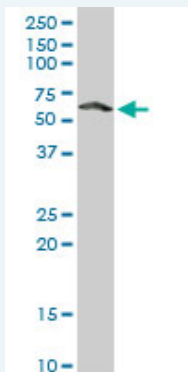


Western Blot (Transfected lysate)



Applications


Western Blot (Cell lysate)



CAMK4 MaxPab rabbit polyclonal antibody. Western Blot analysis of CAMK4 expression in Jurkat.

[Protocol Download](#)

Western Blot (Transfected lysate)



Western Blot analysis of CAMK4 expression in transfected 293T cell line ([H00000814-T01](#)) by CAMK4 MaxPab polyclonal antibody.

Lane 1: CAMK4 transfected lysate(51.90 KDa).
Lane 2: Non-transfected lysate.

 [Protocol Download](#)

Gene Information

Entrez GeneID: [814](#)

GeneBank Accession#: [NM_001744.3](#)

Protein Accession#: [NP_001735.1](#)

Gene Name: CAMK4

Gene Alias: CaMK-GR,MGC36771

Gene Description: calcium/calmodulin-dependent protein kinase IV

Omim ID: [114080](#)

Gene Ontology: [Hyperlink](#)

Gene Summary: The product of this gene belongs to the serine/threonine protein kinase family, and to the Ca(2+)/calmodulin-dependent protein kinase subfamily. This enzyme is a multifunctional serine/threonine protein kinase with limited tissue distribution, that has been implicated in transcriptional regulation in lymphocytes, neurons and male germ cells. [provided by RefSeq]

Other Designations: CAM kinase IV,CAM kinase- GR,brain Ca(2+)-calmodulin-dependent protein kinase type IV,brain Ca++-calmodulin-dependent protein kinase type IV,calcium/calmodulin-dependent protein kinase type IV catalytic chain

Gene Pathway

[Calcium signaling pathway](#) [Long-term potentiation](#) [Neurotrophin signaling pathway](#)

Related Disease

[Alcoholism](#) [Azoospermia](#) [Genetic Predisposition to Disease](#) [Narcolepsy](#) [Oligospermia](#)
[Tobacco Use Disorder](#)

