SZABO SCANDIC

Part of Europa Biosite

Produktinformation

- Forschungsprodukte & Biochemikalien
- Zellkultur & Verbrauchsmaterial
- Diagnostik & molekulare Diagnostik
- Laborgeräte & Service

Weitere Information auf den folgenden Seiten!
See the following pages for more information!

Lieferung & Zahlungsart

siehe unsere Liefer- und Versandbedingungen

Zuschläge

- Mindermengenzuschlag
- Trockeneiszuschlag
- Gefahrgutzuschlag
- Expressversand

SZABO-SCANDIC HandelsgmbH

Quellenstraße 110, A-1100 Wien

T. +43(0)1 489 3961-0

F. +43(0)1 489 3961-7

mail@szabo-scandic.com

www.szabo-scandic.com

linkedin.com/company/szaboscandic

CAMK2A monoclonal antibody (M03), clone 2C12

Catalog # : H00000815-M03 **規格 :** [100 ug]

List All

Specification

Product Description:	Mouse monoclonal antibody raised against a partial recombinant CAMK2A.
Immunogen:	CAMK2A (AAH40457, 305 a.a. ~ 410 a.a) partial recombinant protein with GST tag. MW of the GST tag alone is 26 KDa.
Sequence:	TTMLATRNFSGGKSGGNKKSDGVKESSESTNTTIEDEDTKVRKQEIIKVT EQLIEAISNGDFESYTKMCDPGMTAFEPEALGNLVEGLDFHRFYFENLW SRNSKPV
Host:	Mouse
Reactivity:	Human
Isotype:	IgG2b Kappa
Quality Control Testing:	Antibody Reactive Against Recombinant Protein.

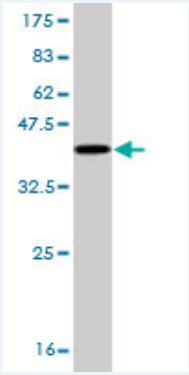

Western Blot detection against Immunogen (37.29 KDa) .

Storage Buffer:	In 1x PBS, pH 7.4
Storage Instruction:	Store at -20°C or lower. Aliquot to avoid repeated freezing and thawing.
MSDS:	Download
Datasheet:	Download

Applications

Western Blot (Cell lysate)

Application Image

Western Blot (Cell lysate)

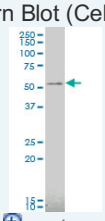

enlarge

Western Blot (Recombinant protein)

Immunofluorescence

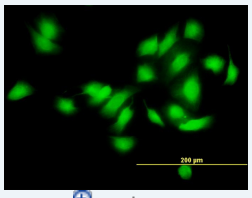

enlarge

Sandwich ELISA (Recombinant protein)

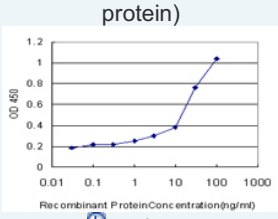

enlarge

ELISA

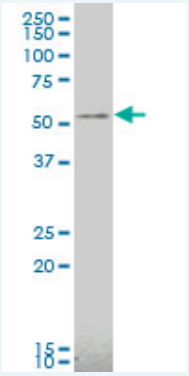

CAMK2A monoclonal antibody (M03), clone 2C12 Western Blot analysis of CAMK2A expression in LNCaP (Cat # L004V1).

Protocol Download

Western Blot (Recombinant protein)

Protocol Download

Immunofluorescence

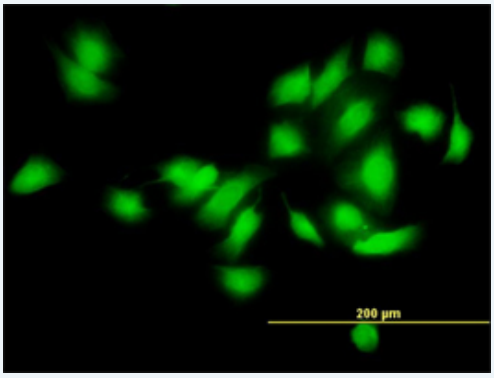

enlarge this image

Immunofluorescence of monoclonal antibody to CAMK2A on HeLa cell. [antibody concentration 10 ug/ml]

Protocol Download

Sandwich ELISA (Recombinant protein)

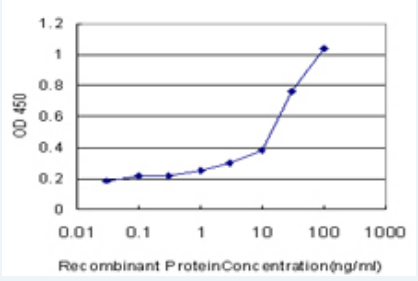

Detection limit for recombinant GST tagged CAMK2A is approximately 0.3ng/ml as a capture antibody.

Protocol Download

ELISA

Gene Information

Entrez GeneID: 815

GeneBank Accession#: BC040457

Protein Accession#: AAH40457

Gene Name: CAMK2A

Gene Alias: CAMKA,KIAA0968

Gene Description:	calcium/calmodulin-dependent protein kinase II alpha
Omim ID:	114078
Gene Ontology:	Hyperlink
Gene Summary:	The product of this gene belongs to the serine/threonine protein kinases family, and to the Ca(2+)/calmodulin-dependent protein kinases subfamily. Calcium signaling is crucial for several aspects of plasticity at glutamatergic synapses. This calcium calmodulin-dependent protein kinase is composed of four different chains: alpha, beta, gamma, and delta. The alpha chain encoded by this gene is required for hippocampal long-term potentiation (LTP) and spatial learning. In addition to its calcium-calmodulin (CaM)-dependent activity, this protein can undergo autophosphorylation, resulting in CaM-independent activity. Two transcript variants encoding distinct isoforms have been identified for this gene. [provided by RefSeq
Other Designations:	CaM kinase II alpha subunit,CaM-kinase II alpha chain,CaMK-II alpha subunit,CaMKIINalpha,OTTHUMP00000165787,OTTHUMP00000165788,calcium/calmodulin-dependent protein kinase (CaM kinase) II alpha,calcium/calmodulin-dependent protein kinase II alpha-B subunit

Interactome

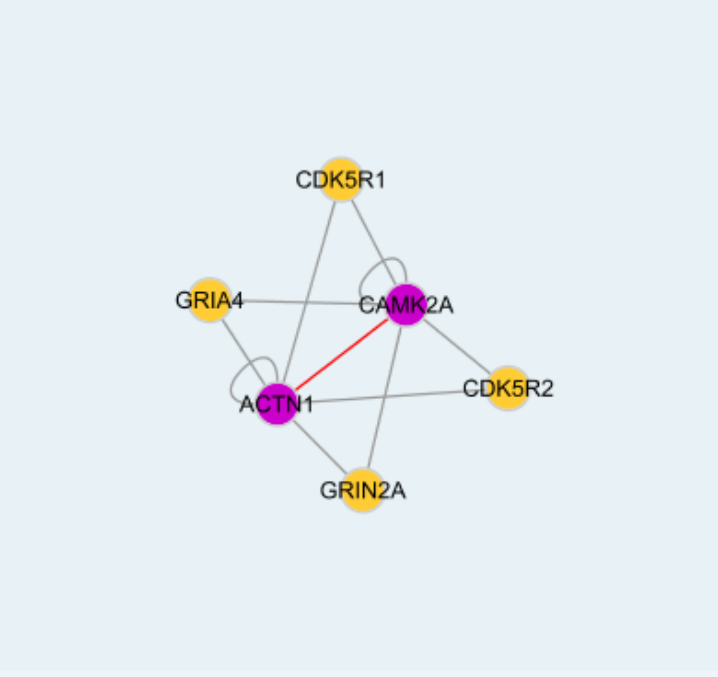

Gene Pathway

Calcium signaling pathway ErbB signaling pathway Glioma GnRH signaling pathway Long-term potentiation Melanogenesis Neurotrophin signaling pathway Olfactory transduction Wnt signaling pathway

Related Disease

Bipolar Disorder Cognition Genetic Predisposition to Disease Schizophrenia Schizophrenia Schizophrenic Psychology Tobacco Use Disorder Weight Gain

服務條款 | 隱私權政策 | 著作及商標 | 網站地圖

©2016 亞諾法生技股份有限公司 Abnova Corporation. 版權所有.