



SZABO SCANDIC

Part of Europa Biosite

Produktinformation



Forschungsprodukte & Biochemikalien



Zellkultur & Verbrauchsmaterial



Diagnostik & molekulare Diagnostik



Laborgeräte & Service

Weitere Information auf den folgenden Seiten!
See the following pages for more information!



Lieferung & Zahlungsart

siehe unsere [Liefer- und Versandbedingungen](#)

Zuschläge

- Mindermengenzuschlag
- Trockeneiszuschlag
- Gefahrgutzuschlag
- Expressversand

SZABO-SCANDIC HandelsgmbH

Quellenstraße 110, A-1100 Wien

T. +43(0)1 489 3961-0

F. +43(0)1 489 3961-7

mail@szabo-scandic.com

www.szabo-scandic.com

[linkedin.com/company/szaboscandic](https://www.linkedin.com/company/szaboscandic) 

CAPN1 polyclonal antibody (A01)

Catalog # : H00000823-A01

規格 : [50 uL]

[List All](#)

Specification

Product Description: Mouse polyclonal antibody raised against a partial recombinant CAPN1.

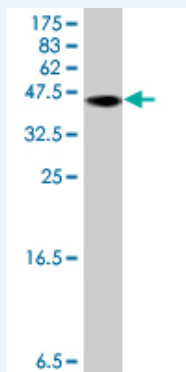
Immunogen: CAPN1 (AAH08751, 610 a.a. ~ 714 a.a) partial recombinant protein with GST tag.

Sequence: FNILWNRIRNYLSIFRKFDLDKSGSMSAYEMRMAIESAGFKLNKKLYELIITRYSEPDLAVD FDNFVCLVRLETMFRFFKTLDTDLGVTFDLFWLQLTMFA

Host: Mouse

Reactivity: Human

Quality Control Testing: Antibody Reactive Against Recombinant Protein.



Western Blot detection against Immunogen (37.55 KDa) .

Storage Buffer: 50 % glycerol

Storage Instruction: Store at -20°C or lower. Aliquot to avoid repeated freezing and thawing.

MSDS: [Download](#)


Datasheet: [Download](#)

Applications

Western Blot (Cell lysate)

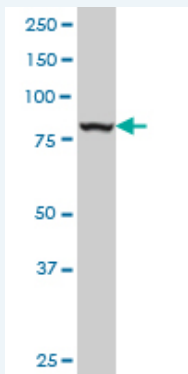
Application Image

Western Blot (Cell lysate)



Western Blot (Recombinant protein)

ELISA



CAPN1 polyclonal antibody (A01), Lot # 050913JC01 Western Blot analysis of CAPN1 expression in Jurkat (Cat # L017V1).

 [Protocol Download](#)

Western Blot (Recombinant protein)

 [Protocol Download](#)

ELISA

Gene Information

Entrez GeneID: [823](#)

GeneBank Accession#: [BC008751](#)

Protein Accession#: [AAH08751](#)

Gene Name: CAPN1

Gene Alias: CANP,CANP1,CANPL1,muCANP,muCL

Gene Description: calpain 1, (mu/l) large subunit

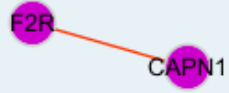
Omim ID: [114220](#)

Gene Ontology: [Hyperlink](#)

Gene Summary: The calpains, calcium-activated neutral proteases, are nonlysosomal, intracellular cysteine proteases. The mammalian calpains include ubiquitous, stomach-specific, and muscle-specific proteins. The ubiquitous enzymes consist of heterodimers with distinct large, catalytic subunits associated with a common small, regulatory subunit. This gene encodes the large subunit of the ubiquitous enzyme, calpain 1. [provided by RefSeq]

Other Designations: calcium-activated neutral proteinase,calpain 1, large subunit,calpain, large polypeptide L1,cell proliferation-inducing protein 30

Interactome



Gene Pathway

Alzheimer's disease Apoptosis

[服務條款](#) | [隱私權政策](#) | [著作及商標](#) | [網站地圖](#)

©2016 亞諾法生技股份有限公司 Abnova Corporation. 版權所有.