



SZABO SCANDIC

Part of Europa Biosite

Produktinformation



Forschungsprodukte & Biochemikalien



Zellkultur & Verbrauchsmaterial



Diagnostik & molekulare Diagnostik



Laborgeräte & Service

Weitere Information auf den folgenden Seiten!
See the following pages for more information!



Lieferung & Zahlungsart

siehe unsere [Liefer- und Versandbedingungen](#)

Zuschläge

- Mindermengenzuschlag
- Trockeneiszuschlag
- Gefahrgutzuschlag
- Expressversand

SZABO-SCANDIC HandelsgmbH

Quellenstraße 110, A-1100 Wien

T. +43(0)1 489 3961-0

F. +43(0)1 489 3961-7

mail@szabo-scandic.com

www.szabo-scandic.com

[linkedin.com/company/szaboscandic](https://www.linkedin.com/company/szaboscandic) 



CAPN1 purified MaxPab mouse polyclonal antibody (B01P) MaxPab®

Catalog # : H00000823-B01P

規格 : [50 ug]

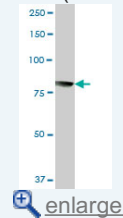
[List All](#)

Specification


Product Description:	Mouse polyclonal antibody raised against a full-length human CAPN1 protein.
Immunogen:	CAPN1 (NP_005177.2, 1 a.a. ~ 714 a.a) full-length human protein.
Sequence:	MSEIITPVYCTGVSAQVQKQRARELGLGRHENAIKYLGGDYEQLRVRC LQSGTLFRDEAFPPVPSLGYKDLGNSSKTYGIKWKRPTELLSNPQFIV DGATRTDICQGALGDCWLLAAIASLTLDNTLLHRVPHGQSFQNGYAGI FHFQLWQFGEWVDVWDDLLPIKDGKLVFVHSAEGNEFWSALLEKAYA KVNGSYEALSGGSTSEGFEDFTGGVTEWYELRKAPSDLYQIILKALERG SLLGCSIDISSVLDMEAITFKKLVKGHAYSVTGAKQVNYRGQVVSILIRMRN PWGEVEWTGAWSDSSEWNNVDPYERDQLRVKMEDGEFWMFRDF MREFTRLEICNLTPDALKSRTIRKWNTLYEGTWRRGSTAGGCRNYPAT FWVNPQFKIRLDETDPPDDYGDRESGCSFVLALMQKHRRRERRFRGRD METIGFAVYEVPELVGQPAVHLKRDFFLANASRARSEQFINLREVSTRF RLPPGEYVVVPSFEPNKEGDFVLRFFSEKSAGTVELDDQIQANLPDEQ VLSEEEIDENFKALFRQLAGEDMEISVKELRTLNRISKHKDLRTKGFSL SCRSMVNLMDRDGNGKGLLVEFNILWNRIRNYLSIFRKFDLDKSGSMSAY EMRMAIESAGFKLNKLYELIITRYSEPLAVDFDNFVCCCLRLETMFRFF KTLDTDLGVTDFDLFKWLQLTMFA
Host:	Mouse
Reactivity:	Human
Quality Control Testing:	Antibody reactive against mammalian transfected lysate.
Storage Buffer:	In 1x PBS, pH 7.4
Storage Instruction:	Store at -20°C or lower. Aliquot to avoid repeated freezing and thawing.
MSDS:	 Download
Datasheet:	 Download

Application Image

Western Blot (Tissue lysate)



Western Blot (Transfected lysate)

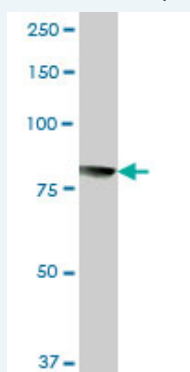


Immunofluorescence



Applications

Western Blot (Tissue lysate)

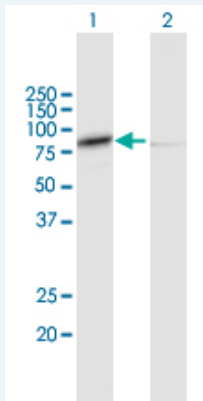


CAPN1 MaxPab polyclonal antibody. Western Blot analysis of CAPN1 expression in human

liver.


 [Protocol Download](#)

Western Blot (Transfected lysate)

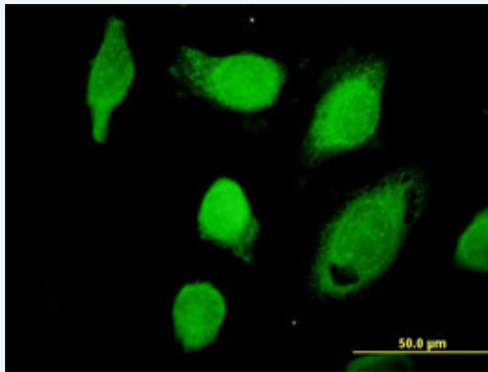



Western Blot analysis of CAPN1 expression in transfected 293T cell line ([H00000823-T01](#)) by CAPN1 MaxPab polyclonal antibody.

Lane 1: CAPN1 transfected lysate(78.54 KDa).
Lane 2: Non-transfected lysate.


 [Protocol Download](#)

Immunofluorescence



 [enlarge this image](#)

Immunofluorescence of [purified](#) MaxPab antibody to CAPN1 on HeLa cell. [antibody concentration 10 ug/ml]

 [Protocol Download](#)

Gene Information

Entrez GeneID: [823](#)

GeneBank [NM_005186](#)

Accession#:

Protein [NP_005177.2](#)

Accession#:

Gene Name: CAPN1

Gene Alias: CANP,CANP1,CANPL1,muCANP,muCL

Gene Description: calpain 1, (mu/l) large subunit

Omim ID: [114220](#)

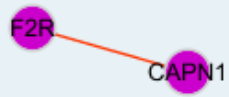
Gene Ontology: [Hyperlink](#)

Gene Summary: The calpains, calcium-activated neutral proteases, are nonlysosomal, intracellular cysteine proteases. The mammalian calpains include ubiquitous, stomach-specific, and muscle-specific proteins. The

ubiquitous enzymes consist of heterodimers with distinct large, catalytic subunits associated with a common small, regulatory subunit. This gene encodes the large subunit of the ubiquitous enzyme, calpain 1. [provided by RefSeq]

Other Designations: calcium-activated neutral proteinase,calpain 1, large subunit,calpain, large polypeptide L1,cell proliferation-inducing protein 30

Interactome



Gene Pathway

[Alzheimer's disease Apoptosis](#)

[服務條款](#) | [隱私權政策](#) | [著作及商標](#) | [網站地圖](#)

©2016 亞諾法生技股份有限公司 Abnova Corporation. 版權所有.