



SZABO SCANDIC

Part of Europa Biosite

Produktinformation



Forschungsprodukte & Biochemikalien



Zellkultur & Verbrauchsmaterial



Diagnostik & molekulare Diagnostik



Laborgeräte & Service

Weitere Information auf den folgenden Seiten!
See the following pages for more information!



Lieferung & Zahlungsart

siehe unsere [Liefer- und Versandbedingungen](#)

Zuschläge

- Mindermengenzuschlag
- Trockeneiszuschlag
- Gefahrgutzuschlag
- Expressversand

SZABO-SCANDIC HandelsgmbH

Quellenstraße 110, A-1100 Wien

T. +43(0)1 489 3961-0

F. +43(0)1 489 3961-7

mail@szabo-scandic.com

www.szabo-scandic.com

[linkedin.com/company/szaboscandic](https://www.linkedin.com/company/szaboscandic) 

CAPN3 monoclonal antibody (M01), clone 1B2

Catalog # : H00000825-M01

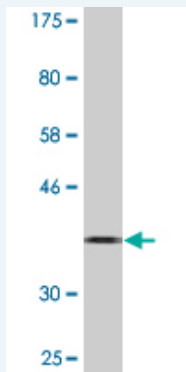
規格 : [100 ug]

[List All](#)

Specification

Product Description:	Mouse monoclonal antibody raised against a partial recombinant CAPN3.
Immunogen:	CAPN3 (AAH03169.1, 210 a.a. ~ 309 a.a) partial recombinant protein with GST tag. MW of the GST tag alone is 26 KDa.
Sequence:	NKIKAWQKIFKHYD TDQSGTINSYEMRNAVNDAGFHLNNQLYDIITMRYAD KHMNIDFDSFICCFVRLEGMFRAFHAFDKDGDGIIKLNVLWLQLTMYA
Host:	Mouse
Reactivity:	Human
Isotype:	IgG2a Kappa

Quality Control Testing: Antibody Reactive Against Recombinant Protein.



Western Blot detection against Immunogen (36.74 KDa) .

Storage Buffer: In 1x PBS, pH 7.4

Storage Instruction: Store at -20°C or lower. Aliquot to avoid repeated freezing and thawing.

MSDS: [Download](#)

Datasheet: [Download](#)

Applications

Western Blot (Recombinant protein)

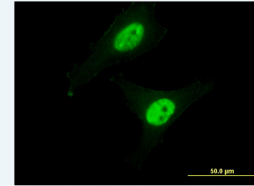
[Protocol Download](#)

Immunofluorescence

Application Image

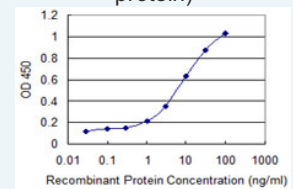
Western Blot (Recombinant protein)

Immunofluorescence



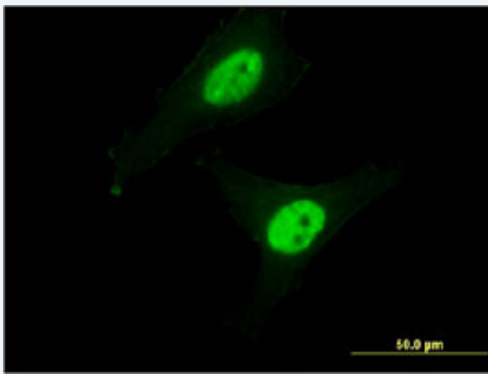
[enlarge](#)

Sandwich ELISA (Recombinant protein)



[enlarge](#)

ELISA

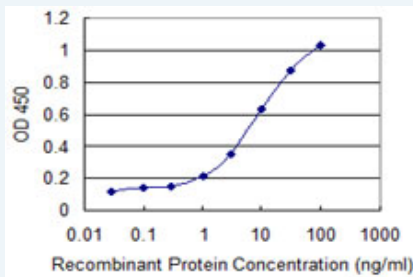


[enlarge this image](#)

Immunofluorescence of monoclonal antibody to CAPN3 on HeLa cell . [antibody concentration 10 ug/ml]

[Protocol Download](#)

Sandwich ELISA (Recombinant protein)



Detection limit for recombinant GST tagged CAPN3 is 0.3 ng/ml as a capture antibody.

[Protocol Download](#)

ELISA

Gene Information

Entrez GeneID: [825](#)

GeneBank Accession#: [BC003169](#)

Protein Accession#: [AAH03169.1](#)

Gene Name: CAPN3

Gene Alias: CANP3,CANPL3,LGMD2,LGMD2A,MGC10767,MGC11121,MGC14344,MGC4403,nCL-1,p94

Gene Description: calpain 3, (p94)

Omim ID: [114240](#), [253600](#)

Gene Ontology: [Hyperlink](#)

Gene Summary: Calpain, a heterodimer consisting of a large and a small subunit, is a major intracellular protease, although its function has not been well established. This gene encodes a muscle-specific member of the calpain large subunit family that specifically binds to titin. Mutations in this gene are associated with limb-girdle muscular dystrophies type 2A. Alternate promoters and alternative splicing result in multiple transcript variants encoding different isoforms and some variants are ubiquitously expressed. [provided by RefSeq]

Other Designations: OTTHUMP00000161194,OTTHUMP00000161196,calpain 3,calpain p94, large [catalytic] subunit,calpain, large polypeptide L3,muscle-specific calcium-activated neutral protease 3 large subunit

Related Disease

[Disease Progression](#) [Genetic Predisposition to Disease](#) [Muscular Dystrophies](#)
[Muscular Dystrophies, Limb-Girdle](#)

[服務條款](#) | [隱私權政策](#) | [著作及商標](#) | [網站地圖](#)

©2016 亞諾法生技股份有限公司 Abnova Corporation. 版權所有.