



SZABO SCANDIC

Part of Europa Biosite

Produktinformation



Forschungsprodukte & Biochemikalien



Zellkultur & Verbrauchsmaterial



Diagnostik & molekulare Diagnostik



Laborgeräte & Service

Weitere Information auf den folgenden Seiten!
See the following pages for more information!



Lieferung & Zahlungsart

siehe unsere [Liefer- und Versandbedingungen](#)

Zuschläge

- Mindermengenzuschlag
- Trockeneiszuschlag
- Gefahrgutzuschlag
- Expressversand

SZABO-SCANDIC HandelsgmbH

Quellenstraße 110, A-1100 Wien

T. +43(0)1 489 3961-0

F. +43(0)1 489 3961-7

mail@szabo-scandic.com

www.szabo-scandic.com

[linkedin.com/company/szaboscandic](https://www.linkedin.com/company/szaboscandic) 



CAPNS1 purified MaxPab mouse polyclonal antibody (B01P) MaxPab®

Catalog # : H00000826-B01P

規格 : [50 ug]

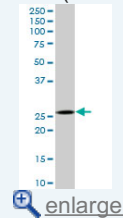
List All

Specification

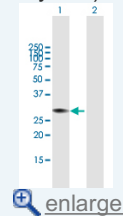
Product Description:	Mouse polyclonal antibody raised against a full-length human CAPNS1 protein.
Immunogen:	CAPNS1 (AAH07779.1, 1 a.a. ~ 268 a.a) full-length human protein.
Sequence:	MFLVNSFLKGGGGGGGGGGGLGGGLGNVLGGLISGAGGGGGGGGGGGGGGGGGGGTAMRILGGVISAISEAAAQYNPEPPPPRTHYSNIEANE SEEVRQFRRLFAQLAGDDMEVSATELMNINLKVTRHPDLKTDGFGIDT CRSMVAVMDSDTTGKLGFEFFKYLWNNIKRWQAIKQFDTDRSGTICSS ELPGAFAAGFHLNEHLYNMIIRRYSDSGNMDFDNFISCLVRLDAMFRA FKSLDKDGTGQIQVNIQEWLQLTMYS
Host:	Mouse
Reactivity:	Human
Quality Control Testing:	Antibody reactive against mammalian transfected lysate.
Storage Buffer:	In 1x PBS, pH 7.4
Storage Instruction:	Store at -20°C or lower. Aliquot to avoid repeated freezing and thawing.
MSDS:	 Download
Datasheet:	 Download

Application Image

Western Blot (Tissue lysate)

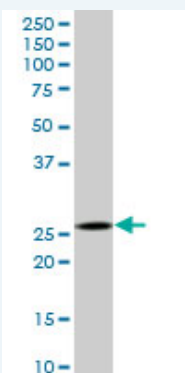


Western Blot (Transfected lysate)



Applications

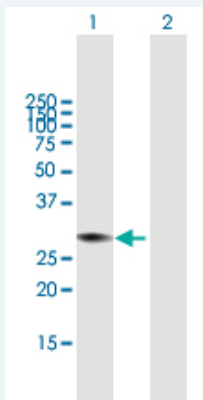
Western Blot (Tissue lysate)



CAPNS1 MaxPab polyclonal antibody. Western Blot analysis of CAPNS1 expression in human pancreas.

 [Protocol Download](#)

Western Blot (Transfected lysate)



Western Blot analysis of CAPNS1 expression in transfected 293T cell line ([H00000826-T01](#)) by CAPNS1 MaxPab polyclonal antibody.

Lane 1: CAPNS1 transfected lysate(29.48 KDa).
Lane 2: Non-transfected lysate.

 [Protocol Download](#)

Gene Information

Entrez GeneID: [826](#)

GeneBank Accession#: [BC007779.1](#)

Protein Accession#: [AAH07779.1](#)

Gene Name: CAPNS1

Gene Alias: 30K,CALPAIN4,CANP,CANPS,CAPN4,CDPS

Gene Description: calpain, small subunit 1

Omim ID: [114170](#)

Gene Ontology: [Hyperlink](#)

Gene Summary: Calpains are a ubiquitous, well-conserved family of calcium-dependent, cysteine proteases. Calpain families have been implicated in neurodegenerative processes, as their activation can be triggered by calcium influx and oxidative stress. Calpain I and II are heterodimeric with distinct large subunits associated with common small subunits, all of which are encoded by different genes. This gene encodes a small subunit common to both calpain I and II and is associated with myotonic dystrophy. Two transcript variants encoding the same protein have been identified for this gene. [provided by RefSeq]

Other Designations: calcium-activated neutral proteinase,calcium-dependent protease, small subunit,calpain 4, small subunit (30K),calpain, small polypeptide

Related Disease

[Cardiovascular Diseases](#) [Diabetes Mellitus, Type 2](#) [Edema](#)