



# SZABO SCANDIC

Part of Europa Biosite

## Produktinformation



Forschungsprodukte & Biochemikalien



Zellkultur & Verbrauchsmaterial



Diagnostik & molekulare Diagnostik



Laborgeräte & Service

Weitere Information auf den folgenden Seiten!  
See the following pages for more information!



### Lieferung & Zahlungsart

siehe unsere [Liefer- und Versandbedingungen](#)

### Zuschläge

- Mindermengenzuschlag
- Trockeneiszuschlag
- Gefahrgutzuschlag
- Expressversand

### SZABO-SCANDIC HandelsgmbH

Quellenstraße 110, A-1100 Wien

T. +43(0)1 489 3961-0

F. +43(0)1 489 3961-7

[mail@szabo-scandic.com](mailto:mail@szabo-scandic.com)

[www.szabo-scandic.com](http://www.szabo-scandic.com)

[linkedin.com/company/szaboscandic](https://www.linkedin.com/company/szaboscandic) 



**CAPS purified MaxPab mouse polyclonal antibody (B01P)** MaxPab®

Catalog # : H00000828-B01P

規格 : [ 50 ug ]

List All

**Specification**

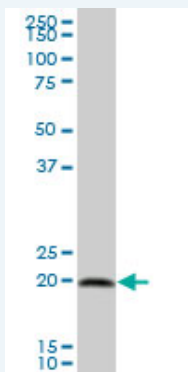
<b>Product Description:</b>	Mouse polyclonal antibody raised against a full-length human CAPS protein.
<b>Immunogen:</b>	CAPS (NP_004049.1, 1 a.a. ~ 189 a.a) full-length human protein.
<b>Sequence:</b>	MDAVDATMEKLR AQCLSRGASGIQGLARFFRQLDRDGRSLDADEFR QGLAKLGLVLDQAEAEAGVCRKWDNRNGSGTLDLEEFRLALRPPMSQAR EAVIAAAF AKLDRSGDGVTVDDL RGVYSGRAHPKVRSGEWTEDEVLR RFLDNFDSSEKDGQVTLAEFQDYYSGV SASMNTDEEFVAMMTSAWQL
<b>Host:</b>	Mouse
<b>Reactivity:</b>	Human
<b>Quality Control Testing:</b>	Antibody reactive against mammalian transfected lysate.
<b>Storage Buffer:</b>	In 1x PBS, pH 7.4
<b>Storage Instruction:</b>	Store at -20°C or lower. Aliquot to avoid repeated freezing and thawing.
<b>MSDS:</b>	 <a href="#">Download</a>
<b>Datasheet:</b>	 <a href="#">Download</a>

**Publication Reference**

1. Calcium signalling-related proteins are associated with broncho-pulmonary dysplasia progression.  
Magagnotti C, Matassa PG, Bachi A, Vendettuoli V, Fermo I, Colnaghi MR, Carletti RM, Mercadante D, Fattore E, Mosca F, Andolfo A.J Proteomics. 2013 Dec 6;94:401-12.

**Applications**

**Western Blot (Tissue lysate)**

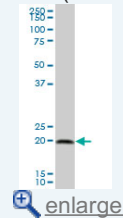



CAPS MaxPab polyclonal antibody. Western Blot analysis of CAPS expression in human pancreas.

 [Protocol Download](#)

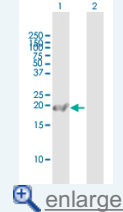
**Application Image**


**Western Blot (Tissue lysate)**



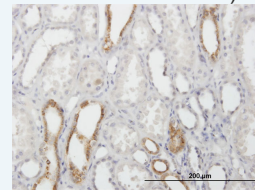
 [enlarge](#)


**Western Blot (Transfected lysate)**



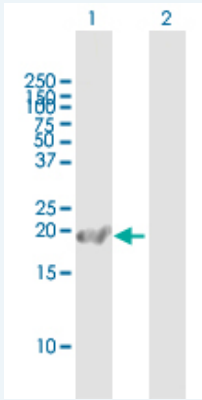
 [enlarge](#)

**Immunohistochemistry (Formalin/PFA-fixed paraffin-embedded sections)**



 [enlarge](#)


### Western Blot (Transfected lysate)



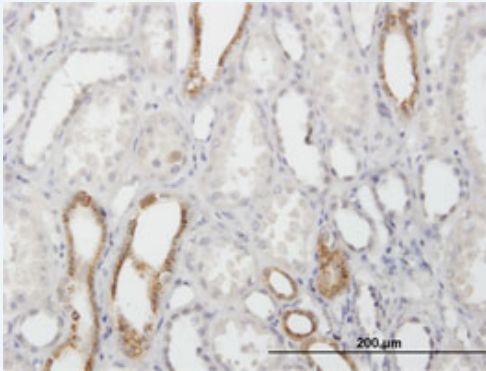
Western Blot analysis of CAPS expression in transfected 293T cell line ([H00000828-T01](#)) by CAPS MaxPab polyclonal antibody.


Lane 1: CAPS transfected lysate(20.79 KDa).

Lane 2: Non-transfected lysate.

 [Protocol Download](#)

### Immunohistochemistry (Formalin/PFA-fixed paraffin-embedded sections)



 [enlarge this image](#)

Immunoperoxidase of [purified](#) MaxPab antibody to CAPS on formalin-fixed paraffin-embedded human kidney. [antibody concentration 3 ug/ml]

 [Protocol Download](#)

### Gene Information

Entrez GeneID: [828](#)

GeneBank [NM\\_004058](#)

Accession#:

Protein [NP\\_004049.1](#)

Accession#:

Gene Name: CAPS

Gene Alias: CAPS1,MGC126562

Gene Description: calcyphosine

Description:

Omim ID: [114212](#)

Gene Ontology: [Hyperlink](#)

**Gene Summary:** This gene encodes a calcium-binding protein, which may play a role in the regulation of ion transport. A similar protein was first described as a potentially important regulatory protein in the dog thyroid and was termed as R2D5 antigen in rabbit. Alternative splicing of this gene generates two transcript variants. [provided by RefSeq]

**Other** calcyphosine 1,thyroid protein p24

**Designations:**

---

**Related Disease**

---

[Anorexia Nervosa](#) [Bulimia](#) [Genetic Predisposition to Disease](#)

---

[服務條款](#) | [隱私權政策](#) | [著作及商標](#) | [網站地圖](#)

©2016 亞諾法生技股份有限公司 Abnova Corporation. 版權所有.