



SZABO SCANDIC

Part of Europa Biosite

Produktinformation



Forschungsprodukte & Biochemikalien



Zellkultur & Verbrauchsmaterial



Diagnostik & molekulare Diagnostik



Laborgeräte & Service

Weitere Information auf den folgenden Seiten!
See the following pages for more information!



Lieferung & Zahlungsart

siehe unsere [Liefer- und Versandbedingungen](#)

Zuschläge

- Mindermengenzuschlag
- Trockeneiszuschlag
- Gefahrgutzuschlag
- Expressversand

SZABO-SCANDIC HandelsgmbH

Quellenstraße 110, A-1100 Wien

T. +43(0)1 489 3961-0

F. +43(0)1 489 3961-7

mail@szabo-scandic.com

www.szabo-scandic.com

[linkedin.com/company/szaboscandic](https://www.linkedin.com/company/szaboscandic) 

CAPZA1 polyclonal antibody (A02)

Catalog # : H00000829-A02

規格 : [50 uL]

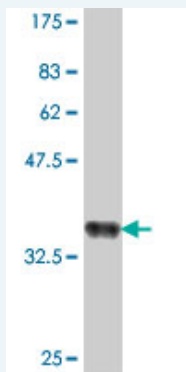
[List All](#)

Specification

Product Description:	Mouse polyclonal antibody raised against a partial recombinant CAPZA1.
Immunogen:	CAPZA1 (NP_006126, 82 a.a. ~ 170 a.a) partial recombinant protein with GST tag.
Sequence:	LGNSRFLDPRNKISFKFDHLRKEASDPQPEEADGGLKSWRESCDSALRAYKDHYSNGFCTVYAKTIDGQQTIACIESHQFQPKNFWN
Host:	Mouse
Reactivity:	Human

Quality Control Antibody Reactive Against Recombinant Protein.

Testing:



Western Blot detection against Immunogen (35.9 KDa) .

Storage Buffer: 50 % glycerol

Storage Instruction: Store at -20°C or lower. Aliquot to avoid repeated freezing and thawing.

MSDS: [Download](#)

Datasheet: [Download](#)

Publication Reference

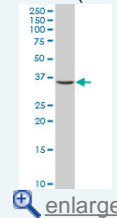
1. HDAC2 and TXNL1 distinguish aneuploid from diploid colorectal cancers. Gemoll T, Roblick UJ, Szymczak S, Braunschweig T, Becker S, Igl BW, Bruch HP, Ziegler A, Hellman U, Difilippantonio MJ, Ried T, Jornvall H, Auer G, Habermann JK. Cell Mol Life Sci. 2011 Feb 3. [Epub ahead of print]

Applications

Western Blot (Cell lysate)

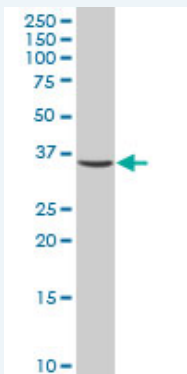
Application Image

Western Blot (Cell lysate)



Western Blot (Recombinant protein)

ELISA



CAPZA1 polyclonal antibody (A02), Lot # 060109JC01 Western Blot analysis of CAPZA1 expression in HL-60 (Cat # L014V1).

 [Protocol Download](#)

Western Blot (Recombinant protein)

 [Protocol Download](#)

ELISA

Gene Information

Entrez GeneID: [829](#)

GeneBank Accession#: [NM_006135](#)

Protein Accession#: [NP_006126](#)

Gene Name: CAPZA1

Gene Alias: CAPP1,CAPZ,CAZ1

Gene Description: capping protein (actin filament) muscle Z-line, alpha 1

Omim ID: [601580](#)

Gene Ontology: [Hyperlink](#)

Gene Summary: CAPZA1 is a member of the F-actin capping protein alpha subunit family. This gene encodes the alpha subunit of the barbed-end actin binding protein. The protein regulates growth of the actin filament by capping the barbed end of growing actin filaments. [provided by RefSeq]

Other Designations: Cap Z,F-actin capping protein alpha-1 subunit,OTTHUMP00000013512