



# SZABO SCANDIC

Part of Europa Biosite

## Produktinformation



Forschungsprodukte & Biochemikalien



Zellkultur & Verbrauchsmaterial



Diagnostik & molekulare Diagnostik



Laborgeräte & Service

Weitere Information auf den folgenden Seiten!  
See the following pages for more information!



### Lieferung & Zahlungsart

siehe unsere [Liefer- und Versandbedingungen](#)

### Zuschläge

- Mindermengenzuschlag
- Trockeneiszuschlag
- Gefahrgutzuschlag
- Expressversand

### SZABO-SCANDIC HandelsgmbH

Quellenstraße 110, A-1100 Wien

T. +43(0)1 489 3961-0

F. +43(0)1 489 3961-7

[mail@szabo-scandic.com](mailto:mail@szabo-scandic.com)

[www.szabo-scandic.com](http://www.szabo-scandic.com)

[linkedin.com/company/szaboscandic](https://www.linkedin.com/company/szaboscandic) 

## CAPZA2 purified MaxPab mouse polyclonal antibody (B01P) MaxPab®

Catalog # : H00000830-B01P

規格 : [ 50 ug ]

[List All](#)

### Specification

**Product Description:** Mouse polyclonal antibody raised against a full-length human CAPZA2 protein.

**Immunogen:** CAPZA2 (NP\_006127.1, 1 a.a. ~ 286 a.a) full-length human protein.

**Sequence:**  
 MADLEEQLSDEEKVRIAAKFIHAPPGEFNEVFNDVRLLLNNDNLLREGAA  
 HAFAYNLDQFTPVKIEGYEDQVLITEHGDLGNGKFLDPKNRICFKFDHL  
 RKEATDPRPCEVENAVESWRTSVETALRAYVKEHYPNGVCTVYGKKIDG  
 QQTIIACIESHQFQAKNFWNGRWRSEWKF TITPSTTQVVGILKIQVHYED  
 GNVQLVSHKDIQDSLTVSNEVQTAKEFIKIVEAAENEYQTAISENYQTMSD  
 TTFKALRRQLPVTRTKIDWNKILSYKIGKEMQNA

**Host:** Mouse

**Reactivity:** Human

**Quality Control Testing:** Antibody reactive against mammalian transfected lysate.

**Storage Buffer:** In 1x PBS, pH 7.4

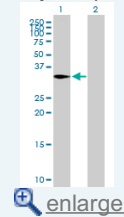
**Storage Instruction:** Store at -20°C or lower. Aliquot to avoid repeated freezing and thawing.

**MSDS:**  [Download](#)

**Datasheet:**  [Download](#)

### Application Image

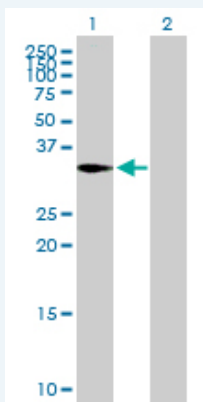
Western Blot (Transfected lysate)



 [enlarge](#)

### Applications


Western Blot (Transfected lysate)



Western Blot analysis of CAPZA2 expression in transfected 293T cell line (H00000830-T01) by CAPZA2 MaxPab polyclonal antibody.

Lane 1: CAPZA2 transfected lysate(31.46 KDa).

Lane 2: Non-transfected lysate.

 [Protocol Download](#)

### Gene Information

Entrez GeneID: [830](#)

GeneBank Accession#: [NM\\_006136.2](#)

Protein Accession#: [NP\\_006127.1](#)

Gene Name: CAPZA2

Gene Alias: CAPP2,CAPZ

Gene Description: capping protein (actin filament) muscle Z-line, alpha 2

Omim ID: [601571](#)

Gene Ontology: [Hyperlink](#)

**Gene Summary:** The protein encoded by this gene is a member of the F-actin capping protein alpha subunit family. It is the alpha subunit of the barbed-end actin binding protein Cap Z. By capping the barbed end of actin filaments, Cap Z regulates the growth of the actin filaments at the barbed end. [provided by RefSeq]

Other Designations: F-actin capping protein alpha-2 subunit

[服務條款](#) | [隱私權政策](#) | [著作及商標](#) | [網站地圖](#)

©2016 亞諾法生技股份有限公司 Abnova Corporation. 版權所有.