



SZABO SCANDIC

Part of Europa Biosite

Produktinformation



Forschungsprodukte & Biochemikalien



Zellkultur & Verbrauchsmaterial



Diagnostik & molekulare Diagnostik



Laborgeräte & Service

Weitere Information auf den folgenden Seiten!
See the following pages for more information!



Lieferung & Zahlungsart

siehe unsere [Liefer- und Versandbedingungen](#)

Zuschläge

- Mindermengenzuschlag
- Trockeneiszuschlag
- Gefahrgutzuschlag
- Expressversand

SZABO-SCANDIC HandelsgmbH

Quellenstraße 110, A-1100 Wien

T. +43(0)1 489 3961-0

F. +43(0)1 489 3961-7

mail@szabo-scandic.com

www.szabo-scandic.com

[linkedin.com/company/szaboscandic](https://www.linkedin.com/company/szaboscandic) 

CAST purified MaxPab mouse polyclonal antibody (B01P) MaxPab®

Catalog # : H00000831-B01P

規格 : [50 ug]

[List All](#)

Specification

Product Description: Mouse polyclonal antibody raised against a full-length human CAST protein.

Immunogen: CAST (AAH13579.1, 1 a.a. ~ 667 a.a) full-length human protein.

Sequence:
 MNPTETKAVKTEPEKKSQSTKPKSLPKQASDTGSNDAHNNKAVSRSAEQ
 QPSEKSTEPKTKPQDMISAGGESVAGITAISGKPGDKKKEKSLTPAVPV
 ESKPDKPSGKSGMDAALDDLIDTLGGPEETEEENTTYTGPEVSDPMSST
 YIELGKREVTIPPKYRELLAKKEGITGPPADSSKPIGPDDAIDALSSDFTC
 GSPTAAGKKTEKEESTEVLKAQSAGTVRSAAPPQEKKRKEKDTMSDQ
 ALEALSASLGTRQAEPELDLRSIKEVDEAKAKEEKLEKCGEDDETIPSEY
 RLKPADTKDGGKPLLPEPEEKPKPRSESELIDELSEDFDRSECKEKPSKPT
 EKTEESKAAAPAPVSEAVCRTSMCSIQSAPPEPATLKGTVPDDAVEALAD
 SLGKKEADPEDGKPVMDKVKEKAKEEDREKLGEEETIPPDYRLEEVKD
 KDGKPLLPKESKEQLPPMSEDFLLDALSEDFSGPQNASSLKFEDAKLAA
 AISEVVSQTPASTTQAGAPPRDTSQSDKLDLDDALDKLSDSLGQRQPDP
 DENKPMEDKVKKEKAKAEHRDKLGERDDTIPPEYRHLLDDNGQDKPVKPP
 TKKSEDSKKPADDQDPIDALSGDLDSCPSTTETSQNTAKDKCKKAASSS
 KAPKNGGKAKDSAKTTEETSKPKDD

Host: Mouse

Reactivity: Human

Quality Control Testing: Antibody reactive against mammalian transfected lysate.

Storage Buffer: In 1x PBS, pH 7.4

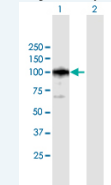
Storage Instruction: Store at -20°C or lower. Aliquot to avoid repeated freezing and thawing.


MSDS:  [Download](#)

Datasheet:  [Download](#)

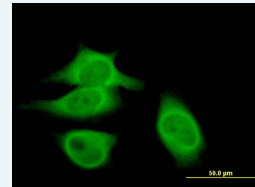
Application Image

Western Blot (Transfected lysate)



 [enlarge](#)

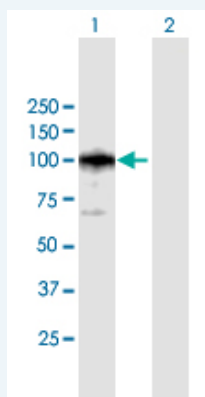
Immunofluorescence



 [enlarge](#)

Applications

Western Blot (Transfected lysate)



Western Blot analysis of CAST expression in transfected 293T cell line (H00000831-T01)

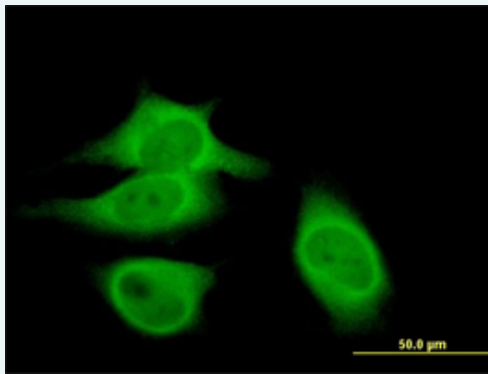
by CAST MaxPab polyclonal antibody.


Lane 1: CAST transfected lysate(73.37 KDa).

Lane 2: Non-transfected lysate.

 [Protocol Download](#)

Immunofluorescence



 [enlarge this image](#)

Immunofluorescence of purified MaxPab antibody to CAST on HeLa cell. [antibody concentration 10 ug/ml]

 [Protocol Download](#)

Gene Information

Entrez GeneID: [831](#)

**GeneBank
Accession#:** [BC013579.1](#)

**Protein
Accession#:** [AAH13579.1](#)

Gene Name: CAST

Gene Alias: BS-17,MGC9402

**Gene
Description:** calpastatin

Omim ID: [114090](#)

Gene Ontology: [Hyperlink](#)

Gene Summary: The protein encoded by this gene is an endogenous calpain (calcium-dependent cysteine protease) inhibitor. It consists of an N-terminal domain L and four repetitive calpain-inhibition domains (domains 1-4), and it is involved in the proteolysis of amyloid precursor protein. The calpain/calpastatin system is involved in numerous membrane fusion events, such as neural vesicle exocytosis and platelet and red-cell aggregation. The encoded protein is also thought to affect the expression levels of genes encoding structural or regulatory proteins. Several alternatively spliced transcript variants of this gene have been described, but the full-length natures of only some have been determined. [provided by RefSeq]

**Other
Designations:** OTTHUMP00000158519,OTTHUMP00000158520,calpain inhibitor,heart-type calpastatin,sperm BS-17 component

Related Disease

[Alzheimer Disease](#) [Alzheimer disease](#) [Cardiovascular Diseases](#) [Diabetes Mellitus, Type 2](#) [Edema](#) [Hypertension](#) [Multiple Sclerosis](#) [Obesity](#) [Obesity](#) [Parkinson Disease](#) [Parkinson disease](#) [Tobacco Use Disorder](#)

