



SZABO SCANDIC

Part of Europa Biosite

Produktinformation



Forschungsprodukte & Biochemikalien



Zellkultur & Verbrauchsmaterial



Diagnostik & molekulare Diagnostik



Laborgeräte & Service

Weitere Information auf den folgenden Seiten!
See the following pages for more information!



Lieferung & Zahlungsart

siehe unsere [Liefer- und Versandbedingungen](#)

Zuschläge

- Mindermengenzuschlag
- Trockeneiszuschlag
- Gefahrgutzuschlag
- Expressversand

SZABO-SCANDIC HandelsgmbH

Quellenstraße 110, A-1100 Wien

T. +43(0)1 489 3961-0

F. +43(0)1 489 3961-7

mail@szabo-scandic.com

www.szabo-scandic.com

[linkedin.com/company/szaboscandic](https://www.linkedin.com/company/szaboscandic) 

CASP5 polyclonal antibody (A01)

Catalog # : H00000838-A01

規格 : [50 uL]

List All

Specification

Product Description: Mouse polyclonal antibody raised against a partial recombinant CASP5.

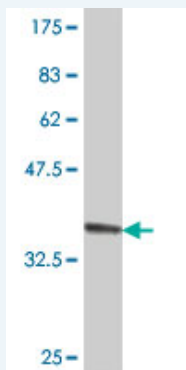
Immunogen: CASP5 (NP_004338, 309 a.a. ~ 418 a.a) partial recombinant protein with GST tag.

Sequence: VRDSPASLAVISSQSSSENLEADSVCKIHEEKDFIAFCSSTPHNWSWRDRT
RGSIFITELITCFQKYSCCCHLMEIFRKVQKSFVQPQAKAQMP TIERATLT
RDFYLFPGN

Host: Mouse

Reactivity: Human

Quality Control Testing: Antibody Reactive Against Recombinant Protein.



Western Blot detection against Immunogen (38.21 kDa) .

Storage Buffer: 50 % glycerol

Storage Instruction: Store at -20°C or lower. Aliquot to avoid repeated freezing and thawing.

MSDS: [Download](#)

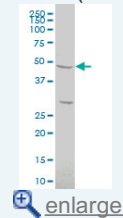
Datasheet: [Download](#)

Applications

Western Blot (Cell lysate)

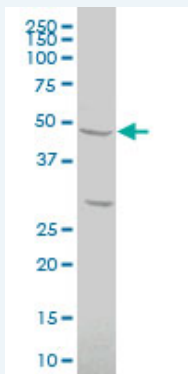
Application Image

Western Blot (Cell lysate)




Western Blot (Recombinant protein)


ELISA



CASP5 polyclonal antibody (A01), Lot # 060608JCS1 Western Blot analysis of CASP5 expression in U-2 OS (Cat # L022V1).

 [Protocol Download](#)

Western Blot (Recombinant protein)

 [Protocol Download](#)

ELISA

Gene Information

Entrez GeneID: [838](#)

GeneBank [NM_004347](#)

Accession#:

Protein [NP_004338](#)

Accession#:

Gene Name: CASP5

Gene Alias: ICE(rel)III,ICEREL-III,ICH-3,MGC141966

Gene caspase 5, apoptosis-related cysteine peptidase

Description:

Omim ID: [602665](#)

Gene Ontology: [Hyperlink](#)

Gene Summary: This gene encodes a member of the cysteine-aspartic acid protease (caspase) family. Sequential activation of caspases plays a central role in the execution-phase of cell apoptosis. Caspases exist as inactive proenzymes which undergo proteolytic processing at conserved aspartic residues to produce two subunits, large and small, that dimerize to form the active enzyme. Overexpression of the active form of this enzyme induces apoptosis in fibroblasts. Max, a central component of the Myc/Max/Mad transcription regulation network important for cell growth, differentiation, and apoptosis, is cleaved by this protein; this process requires Fas-mediated dephosphorylation of Max. The expression of this gene is regulated by interferon-gamma and lipopolysaccharide. Several alternatively spliced transcript variants encoding different isoforms have been identified for this gene. [provided by RefSeq]

Other OTTHUMP00000045729, TY protease, caspase 5, caspase 5, apoptosis-related cysteine protease

Related Disease

[Adenocarcinoma](#) [Gastrointestinal Stromal Tumors](#) [Genetic Predisposition to Disease](#) [Hematologic Diseases](#) [Hepatitis C, Chronic](#) [Hodgkin Disease](#) [Lung Neoplasms](#) [Lymphoma, Non-Hodgkin](#) [Lymphoproliferative Disorders](#) [Multiple Sclerosis](#) [Occupational Diseases](#) [Ovarian cancer](#) [Ovarian Neoplasms](#) [Prostatic Neoplasms](#) [Retinoblastoma](#) [Tobacco Use Disorder](#) [Waldenstrom Macroglobulinemia](#) [Werner syndrome](#)

[服務條款](#) | [隱私權政策](#) | [著作及商標](#) | [網站地圖](#)

©2016 亞諾法生技股份有限公司 Abnova Corporation. 版權所有.