



# SZABO SCANDIC

Part of Europa Biosite

## Produktinformation



Forschungsprodukte & Biochemikalien



Zellkultur & Verbrauchsmaterial



Diagnostik & molekulare Diagnostik



Laborgeräte & Service

Weitere Information auf den folgenden Seiten!  
See the following pages for more information!



### Lieferung & Zahlungsart

siehe unsere [Liefer- und Versandbedingungen](#)

### Zuschläge

- Mindermengenzuschlag
- Trockeneiszuschlag
- Gefahrgutzuschlag
- Expressversand

### SZABO-SCANDIC HandelsgmbH

Quellenstraße 110, A-1100 Wien

T. +43(0)1 489 3961-0

F. +43(0)1 489 3961-7

[mail@szabo-scandic.com](mailto:mail@szabo-scandic.com)

[www.szabo-scandic.com](http://www.szabo-scandic.com)

[linkedin.com/company/szaboscandic](https://www.linkedin.com/company/szaboscandic) 

## CASP7 purified MaxPab mouse polyclonal antibody (B01P) MaxPab®

Catalog # : H00000840-B01P

規格 : [ 50 ug ]

[List All](#)

### Specification

**Product Description:** Mouse polyclonal antibody raised against a full-length human CASP7 protein.

**Immunogen:** CASP7 (NP\_001218.1, 1 a.a. ~ 303 a.a) full-length human protein.

**Sequence:**  
MADDQGCIEEQGVEDSANEDSVDAKPDRSSFVPSLFSKKKKNVTMRSIK  
TTRDRVPTYQYNMNFELGKCIINKNFDKVTGMGVRNGTDKDAEALFK  
CFRSLGFDVIVYNDSCSAKMQDLLKASEEDHTNAACFACILLSHGEENVI  
YGKDGVTPIKDLTAHFRGDRCKTLLEKPKLFFIQACRGTELDGDIQADSG  
PINDTDANPRYKIPVEADFLFAYSTVPGYYSWRSPGRGSWFVQALCSILE  
EHGKDLEIMQILTRVNDRVARHFESQSDDPHFHEKKQIPCVMMLTKELY  
FSQ

**Host:** Mouse

**Reactivity:** Human

**Quality Control Testing:** Antibody reactive against mammalian transfected lysate.

**Storage Buffer:** In 1x PBS, pH 7.4

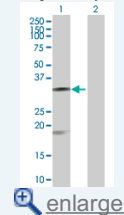
**Storage Instruction:** Store at -20°C or lower. Aliquot to avoid repeated freezing and thawing.


**MSDS:**  [Download](#)

**Datasheet:**  [Download](#)

### Application Image

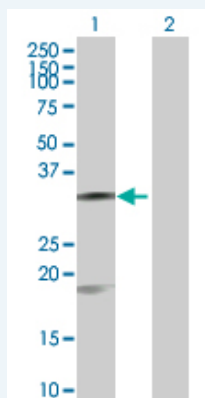
Western Blot (Transfected lysate)



 [enlarge](#)

### Applications


Western Blot (Transfected lysate)



Western Blot analysis of CASP7 expression in transfected 293T cell line (H00000840-T01) by CASP7 MaxPab polyclonal antibody.

Lane 1: CASP7 transfected lysate(33.33 KDa).

Lane 2: Non-transfected lysate.

 [Protocol Download](#)

## Gene Information

Entrez GeneID: [840](#)

GeneBank  
Accession#: [NM\\_001227](#)

Protein  
Accession#: [NP\\_001218.1](#)

Gene Name: CASP7

Gene Alias: CMH-1,ICE-LAP3,MCH3

Gene  
Description: caspase 7, apoptosis-related cysteine peptidase

Omim ID: [601761](#)

Gene Ontology: [Hyperlink](#)

**Gene Summary:** This gene encodes a protein which is a member of the cysteine-aspartic acid protease (caspase) family. Sequential activation of caspases plays a central role in the execution-phase of cell apoptosis. Caspases exist as inactive proenzymes which undergo proteolytic processing at conserved aspartic residues to produce two subunits, large and small, that dimerize to form the active enzyme. The precursor of this caspase is cleaved by caspase 3 and 10. It is activated upon cell death stimuli and induces apoptosis. Alternative splicing results in four transcript variants, encoding three distinct isoforms. [provided by RefSeq]

**Other Designations:** ICE-like apoptotic protease 3,Lice2  
alpha/beta/gamma,OTTHUMP00000020510,OTTHUMP00000020511,OTTHUMP00000020512,OTTHUMP00000020514,apoptotic protease MCH-3,caspase 7,caspase 7 isoform delta,caspase 7, apoptosis-related cysteine protease

## Gene Pathway

[Alzheimer's disease Apoptosis](#)

## Related Disease

[Adenocarcinoma](#) [Alzheimer Disease](#) [Amnesia](#) [Arthritis](#), [Rheumatoid Carcinoma](#), [Large Cell Carcinoma](#), [Non-Small-Cell Lung Cardiovascular Diseases](#) [Cognition Disorders](#) [Colorectal Neoplasms](#) [Diabetes Mellitus, Type 2](#) [Disease Progression](#) [Edema](#) [Endometrial Neoplasms](#) [Esophageal Neoplasms](#) [Gastrointestinal Stromal Tumors](#) [Genetic Predisposition to Disease](#) [Head and Neck Neoplasms](#) [Hematologic Diseases](#) [Hodgkin Disease](#)

... see more