



SZABO SCANDIC

Part of Europa Biosite

Produktinformation



Forschungsprodukte & Biochemikalien



Zellkultur & Verbrauchsmaterial



Diagnostik & molekulare Diagnostik



Laborgeräte & Service

Weitere Information auf den folgenden Seiten!
See the following pages for more information!



Lieferung & Zahlungsart

siehe unsere [Liefer- und Versandbedingungen](#)

Zuschläge

- Mindermengenzuschlag
- Trockeneiszuschlag
- Gefahrgutzuschlag
- Expressversand

SZABO-SCANDIC HandelsgmbH

Quellenstraße 110, A-1100 Wien

T. +43(0)1 489 3961-0

F. +43(0)1 489 3961-7

mail@szabo-scandic.com

www.szabo-scandic.com

[linkedin.com/company/szaboscandic](https://www.linkedin.com/company/szaboscandic) 

CASQ2 monoclonal antibody (M01), clone 1B6

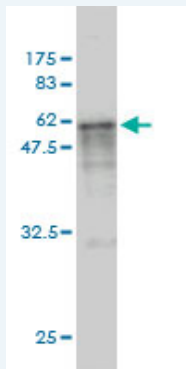
Catalog # : H00000845-M01

規格 : [100 ug]

[List All](#)

Specification

Product Description:	Mouse monoclonal antibody raised against a full length recombinant CASQ2.
Immunogen:	CASQ2 (AAH22288, 20 a.a. ~ 399 a.a) full-length recombinant protein with GST tag. MW of the GST tag alone is 26 KDa.
Sequence:	EEGLNFPTYDGKDRVSLSEKNFKQVLKKYDLLCLYHEPVSSDKVTQK QFQLKEIVLELVAQVLEHKAIGFVMVDAKKEAKLAKKLGFDDEESLYILKG DRTIEFDGEFAADVLVEFLLDLIEDPVEIISKLEVQAFERIEDYKLGIFFKS EDSEYYKAFEEAAEHFQPYIKFFATFDKGVAKKLSLKMNEVDYEPFMDE PIAIPNKPYTEEELVEFVKEHQRPTLRRLRPEEMFETWEDDLNGIHIVAF EKSDPDGYEFLEILKQVARDNTDNPDLILWIDPDDFPLLVAYWEKTFKID LFRPQIGVNMVDADSVWMEIPDDDDLPTAELEDWIEDVLVSGKINTEDD DEDDDDDDNSDEEDNDDSDDDDDDE
Host:	Mouse
Reactivity:	Human
Isotype:	IgG2b kappa
Quality Control Testing:	Antibody Reactive Against Recombinant Protein.



Western Blot detection against Immunogen (67.54 KDa) .

Storage Buffer: In 1x PBS, pH 7.4

Storage Instruction: Store at -20°C or lower. Aliquot to avoid repeated freezing and thawing.

MSDS: [Download](#)

Datasheet: [Download](#)

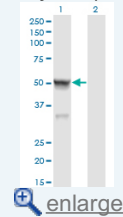
Publication Reference

1. A novel mouse model of X-linked cardiac hypertrophy.
Leatherbury L, Yu Q, Chatterjee B, Walker DL, Yu Z, Tian X, Lo CW. *Am J Physiol Heart Circ Physiol.* 2008 Jun;294(6):H2701-11. Epub 2008 Apr 18.

Applications

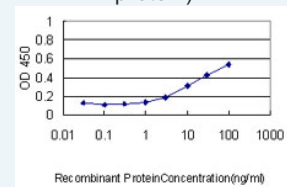
Application Image

Western Blot (Transfected lysate)



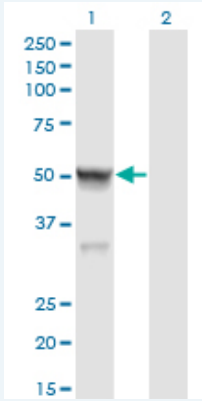
Western Blot (Recombinant protein)

Sandwich ELISA (Recombinant protein)



ELISA

Western Blot (Transfected lysate)



Western Blot analysis of CASQ2 expression in transfected 293T cell line by CASQ2 monoclonal antibody (M01), clone 1B6.

Lane 1: CASQ2 transfected lysate(46.4 KDa).

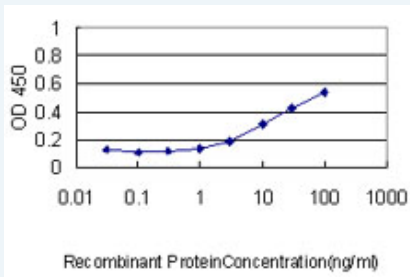
Lane 2: Non-transfected lysate.

[Protocol Download](#)

Western Blot (Recombinant protein)

[Protocol Download](#)

Sandwich ELISA (Recombinant protein)



Detection limit for recombinant GST tagged CASQ2 is approximately 0.3ng/ml as a capture antibody.

[Protocol Download](#)

ELISA

Gene Information

Entrez GeneID: [845](#)

GeneBank [BC022288](#)

Accession#:

Protein [AAH22288](#)

Accession#:

Gene Name: CASQ2

Gene Alias: FLJ26321,FLJ93514,PDIB2

Gene Description: calsequestrin 2 (cardiac muscle)

Omim ID: [114251](#), [604772](#)

Gene Ontology: [Hyperlink](#)

Gene Summary: The protein encoded by this gene specifies the cardiac muscle family member of the calsequestrin family. Calsequestrin is localized to the sarcoplasmic reticulum in cardiac and slow skeletal muscle cells. The protein is a calcium binding protein that stores calcium for muscle

function. Mutations in this gene cause stress-induced polymorphic ventricular tachycardia, also referred to as catecholaminergic polymorphic ventricular tachycardia 2 (CPVT2), a disease characterized by bidirectional ventricular tachycardia that may lead to cardiac arrest. [provided by RefSeq]

Other Designations: OTTHUMP00000013749,calsequestrin 2, fast-twitch, cardiac muscle,cardiac calsequestrin 2

Related Disease

Death, Sudden

[服務條款](#) | [隱私權政策](#) | [著作及商標](#) | [網站地圖](#)

©2016 亞諾法生技股份有限公司 Abnova Corporation. 版權所有.