



# SZABO SCANDIC

Part of Europa Biosite

## Produktinformation



Forschungsprodukte & Biochemikalien



Zellkultur & Verbrauchsmaterial



Diagnostik & molekulare Diagnostik



Laborgeräte & Service

Weitere Information auf den folgenden Seiten!  
See the following pages for more information!



### Lieferung & Zahlungsart

siehe unsere [Liefer- und Versandbedingungen](#)

### Zuschläge

- Mindermengenzuschlag
- Trockeneiszuschlag
- Gefahrgutzuschlag
- Expressversand

### SZABO-SCANDIC HandelsgmbH

Quellenstraße 110, A-1100 Wien

T. +43(0)1 489 3961-0

F. +43(0)1 489 3961-7

[mail@szabo-scandic.com](mailto:mail@szabo-scandic.com)

[www.szabo-scandic.com](http://www.szabo-scandic.com)

[linkedin.com/company/szaboscandic](https://www.linkedin.com/company/szaboscandic) 

# CAT purified MaxPab mouse polyclonal antibody (B01P) MaxPab®

Catalog # : H00000847-B01P

規格 : [ 50 ug ]

[List All](#)

## Specification

**Product Description:** Mouse polyclonal antibody raised against a full-length human CAT protein.

**Immunogen:** CAT (NP\_001743.1, 1 a.a. ~ 527 a.a) full-length human protein.

**Sequence:**  
 MADSRDPASDQMQRHWKEQRAAQKADVLTTGAGNPVGDKLMVITVGPR  
 GPLLVQDVVFTDEMAHFDREIPERVVHAKGAGAFGYFEVTHDITKYSK  
 AKVFEHIGKKTPIAVRFSTVAGESGSADTVRDPRGFVAVKFYTEDGNWDL  
 VGNNTPIFFIRDPILPFSFIHSQKRNPQTHLKDPDMVWDFWSLRPESLHQ  
 VSFLFSDRGIPDGHHRMNGYGSHTFKLVNANGEAVYCKFHFKYTDQGIKN  
 LSVEDAARLSQEDPDYGIRDLFNAIATGKYPSTWTFYIQVMTFNQAETFPF  
 NPFDLTKVWPHKDYPLIPVGKLVNLRNPVNYFAEVEQIAFDPSNMPPGIEA  
 SPDKMLQGRLFAYPDTHRHRLLGPNYLHIPVNCYPYRVRVANYQRDGP  
 MC MQDNQGGAPNYYPNSFGAPEQQPSALEHSIQYSGEVRRFNTANDDMVT  
 QVRAFVYVNVLNEEQQRKRLCENIAGHLKDAQIFIQKKAVKNFTEVHPDYGS  
 HIQALLDKYNAEKPKNAIHTFVQSGSHLAAREKANL

**Host:** Mouse

**Reactivity:** Human

**Quality Control Testing:** Antibody reactive against mammalian transfected lysate.

**Storage Buffer:** In 1x PBS, pH 7.4


**Storage Instruction:** Store at -20°C or lower. Aliquot to avoid repeated freezing and thawing.

**MSDS:** [Download](#)

**Datasheet:** [Download](#)

## Applications

### Western Blot (Tissue lysate)



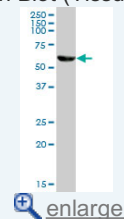
CAT MaxPab polyclonal antibody. Western Blot analysis of CAT expression in human liver.

[Protocol Download](#)

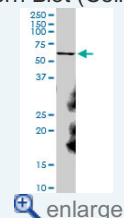
### Western Blot (Cell lysate)

## Application Image

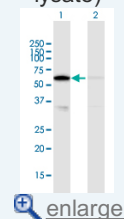
### Western Blot (Tissue lysate)



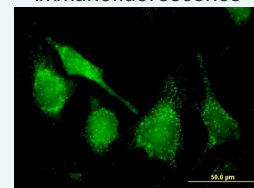
### Western Blot (Cell lysate)

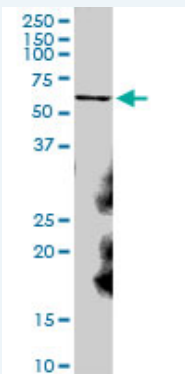


### Western Blot (Transfected lysate)



### Immunofluorescence

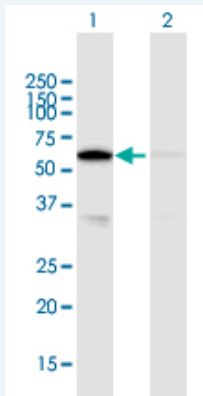




CAT MaxPab polyclonal antibody. Western Blot analysis of CAT expression in A-431.

[Protocol Download](#)

#### Western Blot (Transfected lysate)



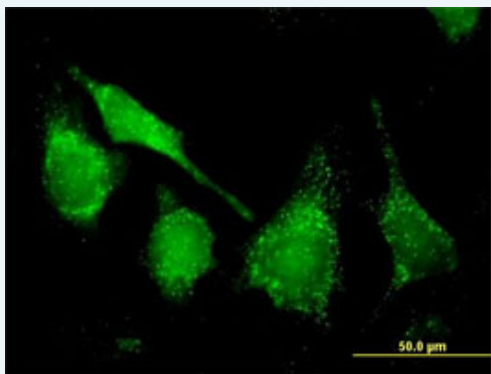
Western Blot analysis of CAT expression in transfected 293T cell line ([H00000847-T01](#)) by CAT MaxPab polyclonal antibody.

Lane 1: CAT transfected lysate(57.97 KDa).

Lane 2: Non-transfected lysate.

[Protocol Download](#)

#### Immunofluorescence



[enlarge this image](#)

Immunofluorescence of purified MaxPab antibody to CAT on HeLa cell. [antibody concentration 10 ug/ml]

[Protocol Download](#)

#### Gene Information

Entrez GeneID: [847](#)

GeneBank [NM\\_001752.2](#)

Accession#:

Protein [NP\\_001743.1](#)

Accession#:

Gene Name: CAT

**Gene Alias:** MGC138422,MGC138424

**Gene** catalase

**Description:**

**Omim ID:** [115500](#)

**Gene Ontology:** [Hyperlink](#)

**Other** -

**Designations:**

#### Gene Pathway

[Amyotrophic lateral sclerosis \(ALS\)](#) [Metabolic pathways](#) [Methane metabolism](#)  
[Tryptophan metabolism](#)

#### Related Disease

[Absenteeism](#) [Acute Disease](#) [Albuminuria](#) [Alcoholism](#) [Alzheimer Disease](#) [Alzheimer disease](#)  
[Arsenic Poisoning](#) [Arthritis, Rheumatoid](#) [Asbestosis](#) [Asthma](#) [Asthma](#) [Brain Neoplasms](#)  
[Breast cancer](#) [Breast Neoplasms](#) [Carcinoma, Basal Cell](#) [Carcinoma, Ductal, Breast](#)  
[Carcinoma, Hepatocellular](#) [Carcinoma, Lobular](#) [Carcinoma, Squamous Cell](#)

... see more

[服務條款](#) | [隱私權政策](#) | [著作及商標](#) | [網站地圖](#)

©2016 亞諾法生技股份有限公司 Abnova Corporation. 版權所有.