



SZABO SCANDIC

Part of Europa Biosite

Produktinformation



Forschungsprodukte & Biochemikalien



Zellkultur & Verbrauchsmaterial



Diagnostik & molekulare Diagnostik



Laborgeräte & Service

Weitere Information auf den folgenden Seiten!
See the following pages for more information!



Lieferung & Zahlungsart

siehe unsere [Liefer- und Versandbedingungen](#)

Zuschläge

- Mindermengenzuschlag
- Trockeneiszuschlag
- Gefahrgutzuschlag
- Expressversand

SZABO-SCANDIC HandelsgmbH

Quellenstraße 110, A-1100 Wien

T. +43(0)1 489 3961-0

F. +43(0)1 489 3961-7

mail@szabo-scandic.com

www.szabo-scandic.com

[linkedin.com/company/szaboscandic](https://www.linkedin.com/company/szaboscandic) 

RUNX2 monoclonal antibody (M24), clone 4B4

Catalog # : H00000860-M24

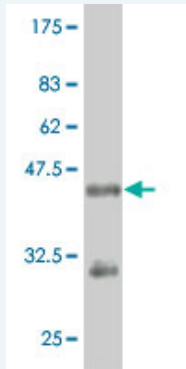
規格 : [100 ug]

[List All](#)

Specification

Product Description:	Mouse monoclonal antibody raised against a full length recombinant RUNX2.
Immunogen:	RUNX2 (NP_001019801.1, 311 a.a. ~ 450 a.a) full-length recombinant protein with GST tag. MW of the GST tag alone is 26 KDa.
Sequence:	TSPSIHSTTPLSSTRGTGLPAITDVPRRISDDDTATSDFCLWPSTLSKKS QAGASELGPFSDPRQFPSISLTERFSNPRMHYPATFTYTPPVTSGMS LGMSATTHYHTYLPPPYPGSSQSQSGPFQTSSTPYLYYGTS
Host:	Mouse
Reactivity:	Human
Isotype:	IgG2b Kappa

Quality Control Testing: Antibody Reactive Against Recombinant Protein.



Western Blot detection against Immunogen (41.14 KDa) .

Storage Buffer: In 1x PBS, pH 7.4

Storage Instruction: Store at -20°C or lower. Aliquot to avoid repeated freezing and thawing.

MSDS: [Download](#)


Datasheet: [Download](#)

Applications

Western Blot (Cell lysate)

Application Image


Western Blot (Cell lysate)



[enlarge](#)

Western Blot (Recombinant protein)

ELISA



RUNX2 monoclonal antibody (M24), clone 4B4 Western Blot analysis of RUNX2 expression in LNCaP (Cat # L004V1).

 [Protocol Download](#)

Western Blot (Recombinant protein)

 [Protocol Download](#)

ELISA

Gene Information

Entrez GeneID: [860](#)

GeneBank [NM_001024630](#)

Accession#:

Protein [NP_001019801.1](#)

Accession#:

Gene Name: RUNX2

Gene Alias: AML3,CBFA1,CCD,CCD1,MGC120022,MGC120023,OSF2,PEA2aA,PEBP2A1,PEBP2A2,PEBP2aA,PEBP2aA1

Gene runt-related transcription factor 2

Description:

Omim ID: [119600](#), [600211](#)

Gene Ontology: [Hyperlink](#)

Gene Summary: This gene is a member of the RUNX family of transcription factors and encodes a nuclear protein with an Runt DNA-binding domain. This protein is essential for osteoblastic differentiation and skeletal morphogenesis and acts as a scaffold for nucleic acids and regulatory factors involved in skeletal gene expression. The protein can bind DNA both as a monomer or, with more affinity, as a subunit of a heterodimeric complex. Mutations in this gene have been associated with the bone development disorder cleidocranial dysplasia (CCD). Transcript variants that encode different protein isoforms result from the use of alternate promoters as well as alternate splicing. [provided by RefSeq]

Other Designations: CBF-alpha 1,OTTHUMP00000016533,SL3-3 enhancer factor 1 alpha A subunit,SL3/AKV core-binding factor alpha A subunit,acute myeloid leukemia 3 protein,core-binding factor, runt domain, alpha subunit 1,osteoblast-specific transcription factor 2,polyomavirus e

Related Disease

[Alzheimer Disease](#) [Alzheimer disease](#) [Bone Diseases](#) [Cardiovascular Diseases](#) [Cleft Lip](#) [Cleft Palate](#) [Cleidocranial Dysplasia](#) [Diabetes Complications](#) [Diabetes Mellitus, Type 2](#) [Fractures, Bone](#) [Genetic Predisposition to Disease](#) [Metabolic Syndrome X](#) [Neoplasms](#) [Ossification of Posterior Longitudinal Ligament](#) [Osteoporosis](#) [Tobacco Use Disorder](#)

[服務條款](#) | [隱私權政策](#) | [著作及商標](#) | [網站地圖](#)

©2016 亞諾法生技股份有限公司 Abnova Corporation. 版權所有.