



SZABO SCANDIC

Part of Europa Biosite

Produktinformation



Forschungsprodukte & Biochemikalien



Zellkultur & Verbrauchsmaterial



Diagnostik & molekulare Diagnostik



Laborgeräte & Service

Weitere Information auf den folgenden Seiten!
See the following pages for more information!



Lieferung & Zahlungsart

siehe unsere [Liefer- und Versandbedingungen](#)

Zuschläge

- Mindermengenzuschlag
- Trockeneiszuschlag
- Gefahrgutzuschlag
- Expressversand

SZABO-SCANDIC HandelsgmbH

Quellenstraße 110, A-1100 Wien

T. +43(0)1 489 3961-0

F. +43(0)1 489 3961-7

mail@szabo-scandic.com

www.szabo-scandic.com

[linkedin.com/company/szaboscandic](https://www.linkedin.com/company/szaboscandic) 

CBFA2T3 MaxPab mouse polyclonal antibody (B01) MaxPab®

Catalog # : H00000863-B01

規格 : [50 uL]

[List All](#)

Specification

Product Description: Mouse polyclonal antibody raised against a full-length human CBFA2T3 protein.

Immunogen: CBFA2T3 (AAH62624.1, 1 a.a. ~ 615 a.a) full-length human protein.

Sequence:
 MPASRLRDRAASSASGSTCGSMSQTHPVLESGLLASAGCSAPRGPRK
 GGPAPVDRKAKASAMPDSPAEVKTQPRSTPPSMPPPPAASQGATRPP
 SFTPHLTMNGSSHPTAINGAPCTPNGFSNGPATSSSTASLSTQHLPPAC
 GARQLSKLKRFLTTLQQFGSDISPEIGERVRTLVLGLVNSTLTIEEFHSLK
 QEATNFPLRPFVIPFLKANLPLLQRELLHCARLAKQTPAQYLAQHEQLLL
 DASASSPIDSELLEVNENGRRTPDRTKENGSDRDPLHPQRYSPSNG
 PPQPTPPPHYRLEDIAMAHFRDAYRHPDPRELRRHRPLVVPGRQEE
 VIDHKLTEREWAEWVKHLNLLNCIMDMVEKTRRSLTVLRRCQEQADREE
 LNHWARRYSDAEDTKKGPAPAAARPRSSAGPEGPQLDVPREFLPRTL
 TGYVPEDIMWRKAEAVNEVKRQAMSELQKAVSDAERKAHELITTEAKM
 ERALAEAKRQASEDALTVINQQEDSSESCWNCGRKASETCSGCNAARY
 CGSFCQHRDWEKHHHVCQQLQGPTAVVADPVPGPPEAAHSLGPSLP
 VGAASPSEAGSAGSRPGSPSPGGLDTPVR

Host: Mouse

Reactivity: Human

Quality Control Testing: Antibody reactive against mammalian transfected lysate.

Storage Buffer: No additive

Storage Instruction: Store at -20°C or lower. Aliquot to avoid repeated freezing and thawing.

Note: For IHC and IF applications, antibody purification with Protein A will be needed prior to use.

MSDS:  [Download](#)

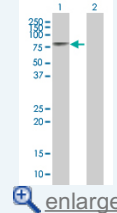
Datasheet:  [Download](#)


Applications

Western Blot (Transfected lysate)

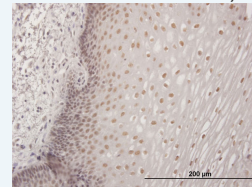
Application Image


Western Blot (Transfected lysate)

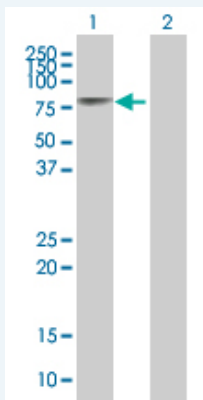


 [enlarge](#)

Immunohistochemistry (Formalin/PFA-fixed paraffin-embedded sections)



 [enlarge](#)

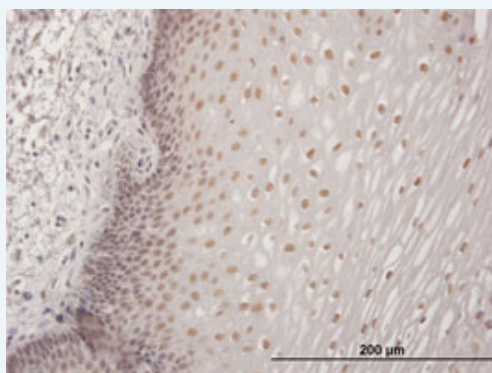


Western Blot analysis of CBFA2T3 expression in transfected 293T cell line ([H00000863-T01](#)) by CBFA2T3 MaxPab polyclonal antibody.

Lane 1: CBFA2T3 transfected lysate(67.65 KDa).
Lane 2: Non-transfected lysate.

[Protocol Download](#)

Immunohistochemistry (Formalin/PFA-fixed paraffin-embedded sections)



[enlarge this image](#)

Immunoperoxidase of purified MaxPab antibody to CBFA2T3 on formalin-fixed paraffin-embedded human esophagus. [antibody concentration 3 ug/ml]

[Protocol Download](#)

Gene Information

Entrez GeneID: [863](#)

GeneBank [BC062624.1](#)
Accession#:

Protein [AAH62624.1](#)
Accession#:

Gene Name: CBFA2T3

Gene Alias: ETO2,MTG16,MTGR2,ZMYND4

Gene Description: core-binding factor, runt domain, alpha subunit 2; translocated to, 3

Omim ID: [603870](#)

Gene Ontology: [Hyperlink](#)

Gene Summary: The t(16;21)(q24;q22) translocation is a rare but recurrent chromosomal abnormality associated with therapy-related myeloid malignancies. The translocation produces a chimeric gene made up of the 5'-region of the AML1 gene fused to the 3'-region of this gene. In addition, this gene is a putative breast tumor suppressor. Two transcript variants encoding different isoforms have been found for this gene, and a brefeldin A-sensitive association of RIL-alpha protein with one of the isoforms has been demonstrated in the Golgi apparatus. [provided by

RefSeq

Other MTG8-related gene 2,myeloid translocation gene on chromosome
Designations: 16,zinc finger MYND domain-containing protein 4

[服務條款](#) | [隱私權政策](#) | [著作及商標](#) | [網站地圖](#)

©2016 亞諾法生技股份有限公司 Abnova Corporation. 版權所有.