



SZABO SCANDIC

Part of Europa Biosite

Produktinformation



Forschungsprodukte & Biochemikalien



Zellkultur & Verbrauchsmaterial



Diagnostik & molekulare Diagnostik



Laborgeräte & Service

Weitere Information auf den folgenden Seiten!
See the following pages for more information!



Lieferung & Zahlungsart

siehe unsere [Liefer- und Versandbedingungen](#)

Zuschläge

- Mindermengenzuschlag
- Trockeneiszuschlag
- Gefahrgutzuschlag
- Expressversand

SZABO-SCANDIC HandelsgmbH

Quellenstraße 110, A-1100 Wien

T. +43(0)1 489 3961-0

F. +43(0)1 489 3961-7

mail@szabo-scandic.com

www.szabo-scandic.com

[linkedin.com/company/szaboscandic](https://www.linkedin.com/company/szaboscandic) 

SERPINA6 monoclonal antibody (M01), clone 1F11

Catalog # : H00000866-M01

規格 : [100 ug]

[List All](#)

Specification

Product Description: Mouse monoclonal antibody raised against a full length recombinant SERPINA6.

Immunogen: SERPINA6 (AAH58021, 23 a.a. ~ 405 a.a) full-length recombinant protein with GST tag. MW of the GST tag alone is 26 KDa.

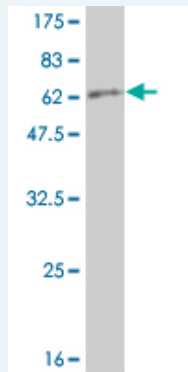
Sequence:
 MDPNAAYVNMSNHRGLASANVDFAFSLYKHLVALSPKKNIFSPVSISMA
 LAML.SLGT.CGH.TRAQL.LQGLGFNL.TERSETEI.HQGFQHL.HQLFAKSDTS
 LEMTMGNAL.FLDG.SLELLESF.SADIKHYESEVLAMNFQDWATASRQINS
 YVKNKTQGGK.VDLF.SGLD.SPAIL.VLVNYIFFKGTWTQPFDLASTREENFYV
 DETTVWKVPMMLQSSTISYLHDAELPCQLVQMNYVGNVTFFILPDKGK
 MNTVIAALSRDTINRWSAGLTSSQVDLYIPKVTISGVYDLGDVLEEMGIAD
 LFTNQANFSRITQDAQLKSSKVVHKAVLQLNEEGVDTAGSTGVTLNLTS
 KPIILRFNQPFIMIFDHFTWSSFLARVMNPV

Host: Mouse

Reactivity: Human

Isotype: IgG1 Kappa

Quality Control Testing: Antibody Reactive Against Recombinant Protein.



Western Blot detection against Immunogen (67.87 KDa) .

Storage Buffer: In 1x PBS, pH 7.4

Storage Instruction: Store at -20°C or lower. Aliquot to avoid repeated freezing and thawing.

MSDS: [Download](#)

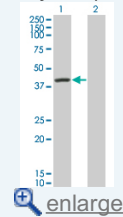
Datasheet: [Download](#)

Applications

Western Blot (Transfected lysate)

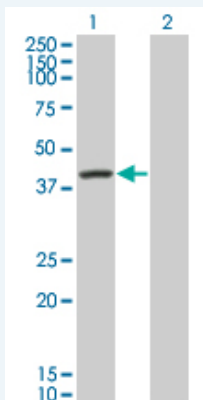
Application Image

Western Blot (Transfected lysate)



Western Blot (Recombinant protein)


ELISA



Western Blot analysis of SERPINA6 expression in transfected 293T cell line by SERPINA6 monoclonal antibody (M01), clone 1F11.

Lane 1: SERPINA6 transfected lysate(45.141 KDa).

Lane 2: Non-transfected lysate.

 [Protocol Download](#)

Western Blot (Recombinant protein)

 [Protocol Download](#)

ELISA

Gene Information

Entrez GeneID: [866](#)

GeneBank Accession#: [BC058021](#)

Protein Accession#: [AAH58021](#)

Gene Name: SERPINA6

Gene Alias: CBG

Gene Description: serpin peptidase inhibitor, clade A (alpha-1 antiproteinase, antitrypsin), member 6

Omim ID: [122500](#)

Gene Ontology: [Hyperlink](#)

Gene Summary: This gene encodes an alpha-globulin protein with corticosteroid-binding properties. This is the major transport protein for glucorticoids and progestins in the blood of most vertebrates. The gene localizes to a chromosomal region containing several closely related serine protease inhibitors which may have evolved by duplication events. [provided by RefSeq]

Other Designations: corticosteroid binding globulin,serine (or cysteine) proteinase inhibitor, clade A (alpha-1 antiproteinase, antitrypsin), member 6,transcortin

Related Disease

[Abortion, Habitual](#) [alpha 1-Antitrypsin Deficiency Arthritis](#) [Juvenile Rheumatoid Asthma](#) [Asthma Cardiovascular Diseases](#) [Chronic Disease](#) [Diabetes Mellitus, Type 2](#) [Ductus Arteriosus, Patent](#) [Edema](#) [Fatigue Syndrome, Chronic](#) [Genetic Predisposition to Disease](#) [Infant, Premature, Diseases](#) [Infertility, Female](#) [Lymphoma, Non-Hodgkin](#) [Mental Disorders](#) [Musculoskeletal Diseases](#) [Obesity](#) [Obesity](#)

... see more

[服務條款](#) | [隱私權政策](#) | [著作及商標](#) | [網站地圖](#)

©2016 亞諾法生技股份有限公司 Abnova Corporation. 版權所有.