



SZABO SCANDIC

Part of Europa Biosite

Produktinformation



Forschungsprodukte & Biochemikalien



Zellkultur & Verbrauchsmaterial



Diagnostik & molekulare Diagnostik



Laborgeräte & Service

Weitere Information auf den folgenden Seiten!
See the following pages for more information!



Lieferung & Zahlungsart

siehe unsere [Liefer- und Versandbedingungen](#)

Zuschläge

- Mindermengenzuschlag
- Trockeneiszuschlag
- Gefahrgutzuschlag
- Expressversand

SZABO-SCANDIC HandelsgmbH

Quellenstraße 110, A-1100 Wien

T. +43(0)1 489 3961-0

F. +43(0)1 489 3961-7

mail@szabo-scandic.com

www.szabo-scandic.com

[linkedin.com/company/szaboscandic](https://www.linkedin.com/company/szaboscandic) 

CBR3 MaxPab mouse polyclonal antibody (B01) MaxPab®

Catalog # : H00000874-B01

規格 : [50 uL]

[List All](#)

Specification

Product Description: Mouse polyclonal antibody raised against a full-length human CBR3 protein.

Immunogen: CBR3 (NP_001227.1, 1 a.a. ~ 277 a.a) full-length human protein.

Sequence:
 MSSCSRVALVTGANRGIGLAIARELCRQFSGDVLTARDVARGQAAVQ
 QLQAEGLSPRFHQLDIDDLQSIRALRDFLRKEYGGLNVLVNNAAVAFKSD
 DPMPFDIKAEMTLKTNFFATRNMCNELLPIMKPHGRVNNISLQCLRAFE
 NCSEDLQERFHSETLTEGDLVDLMKKFVEDTKNEVHEREGWPNSPYGV
 SKLGVTVLSRILARRLDEKRKADRILVNACCPGPVKTMDMGKDSIRTVEE
 GAETPVYLALLPPDATEPQGQLVHDKVQNW

Host: Mouse

Reactivity: Human

Quality Control Testing: Antibody reactive against mammalian transfected lysate.

Storage Buffer: No additive

Storage Instruction: Store at -20°C or lower. Aliquot to avoid repeated freezing and thawing.

Note: For IHC and IF applications, antibody purification with Protein A will be needed prior to use.

MSDS:  [Download](#)

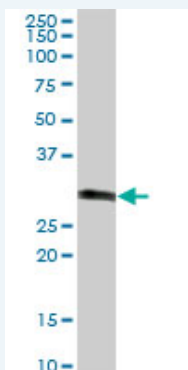
Datasheet:  [Download](#)

Publication Reference

1. Naturally Occurring Variants of Human CBR3 Alter Anthracycline In Vitro Metabolism. Bains OS, Karkling MJ, Lubieniecka JM, Grigliatti TA, Reid RE, Riggs KW. J Pharmacol Exp Ther. 2010 Mar;332(3):755-63. Epub 2009 Dec 9.

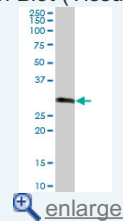
Applications

Western Blot (Tissue lysate)

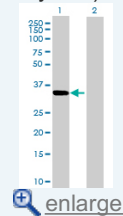


Application Image

Western Blot (Tissue lysate)



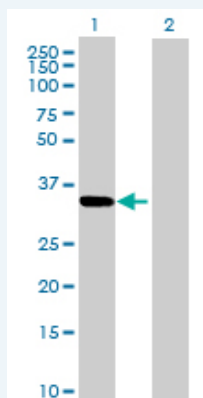
Western Blot (Transfected lysate)



CBR3 MaxPab polyclonal antibody. Western Blot analysis of CBR3 expression in human colon.

 [Protocol Download](#)

Western Blot (Transfected lysate)



Western Blot analysis of CBR3 expression in transfected 293T cell line (H00000874-T01) by CBR3 MaxPab polyclonal antibody.

Lane 1: CBR3 transfected lysate(30.47 KDa).

Lane 2: Non-transfected lysate.

 [Protocol Download](#)

Gene Information

Entrez GeneID: [874](#)

GeneBank [NM_001236.3](#)

Accession#:

Protein [NP_001227.1](#)

Accession#:

Gene Name: CBR3

Gene Alias: SDR21C2,hCBR3

Gene carbonyl reductase 3

Description:

Omim ID: [603608](#)

Gene Ontology: [Hyperlink](#)

Gene Summary: Carbonyl reductase 3 catalyzes the reduction of a large number of biologically and pharmacologically active carbonyl compounds to their corresponding alcohols. The enzyme is classified as a monomeric NADPH-dependent oxidoreductase. CBR3 contains three exons spanning 11.2 kilobases and is closely linked to another carbonyl reductase gene - CBR1. [provided by RefSeq]

Other NADPH-dependent carbonyl reductase 3,carbonyl reductase (NADPH)

Designations: 3,short chain dehydrogenase/reductase family 21C, member 2

Gene Pathway

[Arachidonic acid metabolism](#) [Metabolic pathways](#)

Related Disease

[Breast cancer](#) [Breast Neoplasms](#) [Carcinoma](#) [Genetic Predisposition to Disease](#)
[Lung Neoplasms](#) [Neoplasms](#) [Obesity](#) [Ovarian Failure](#), [Premature](#)
[Polycystic Ovary Syndrome](#) [Puberty](#), [Delayed Puberty](#), [Precocious](#)
[Pulmonary Disease](#), [Chronic Obstructive](#) [Thrombophilia](#) [Tobacco Use Disorder](#)

[服務條款](#) | [隱私權政策](#) | [著作及商標](#) | [網站地圖](#)

©2016 亞諾法生技股份有限公司 Abnova Corporation. 版權所有.